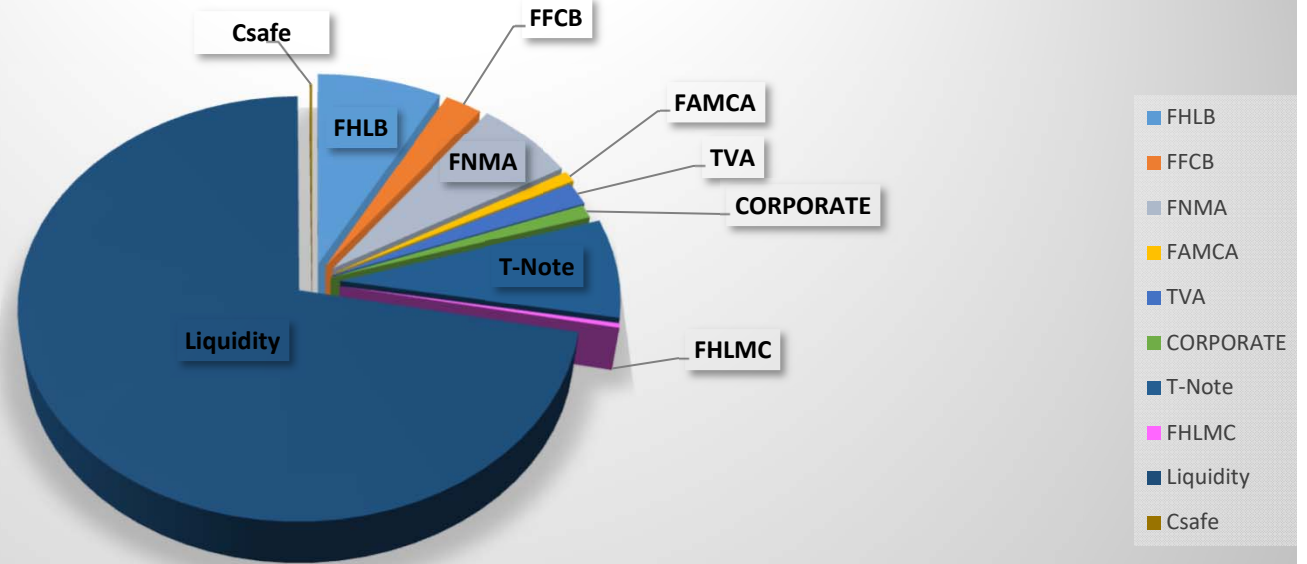


## February 2023 Arapahoe County Securities Held

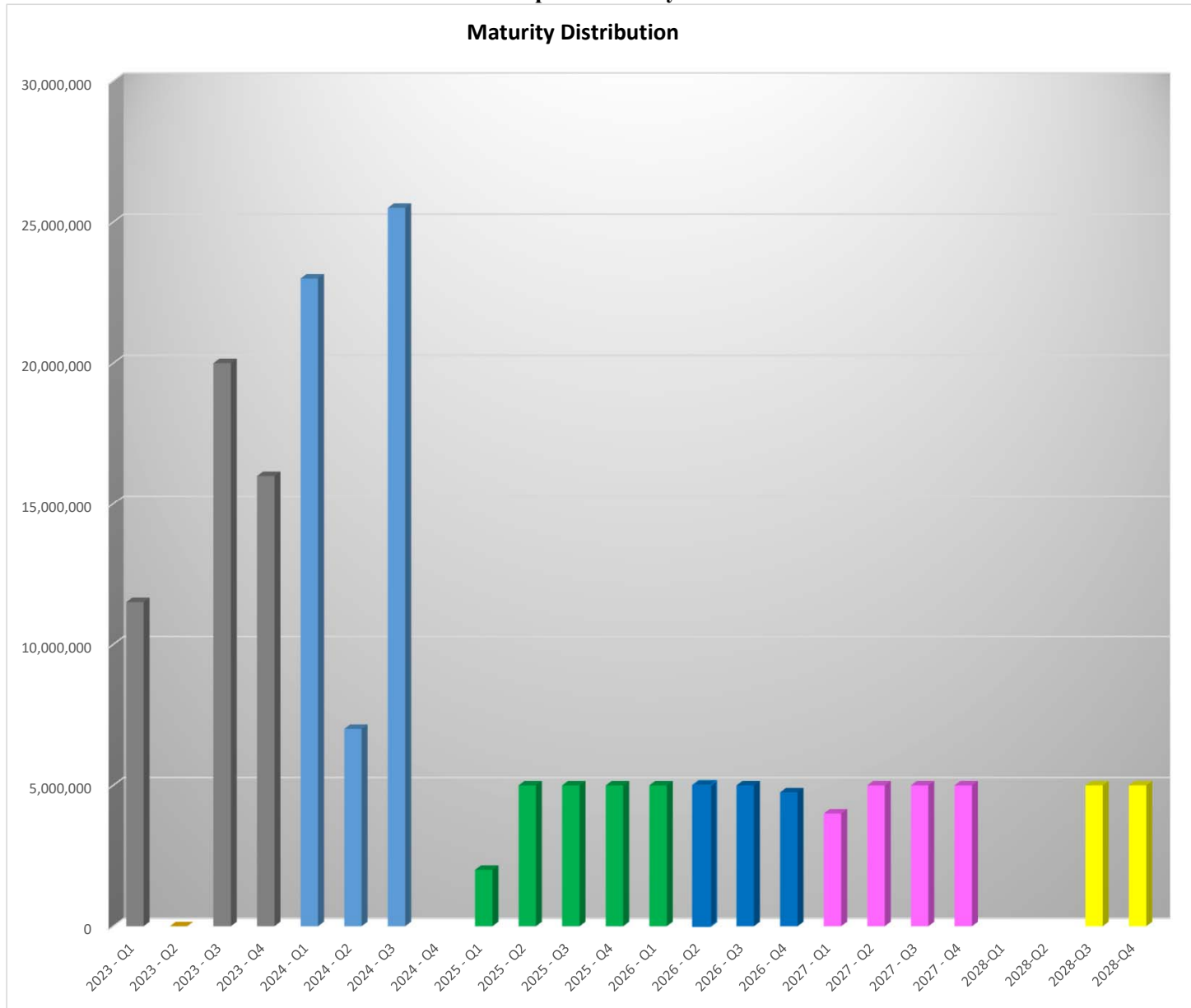


Description	Par Value	Market Value	Unrealized Gain/(Loss)	% Portfolio	Yield	Duration
FHLB	46,750,000	46,523,053	(226,947)	27.95	2.86	4.02
FFCB	14,000,000	13,872,569	(127,431)	8.37	3.38	2.53
FNMA	38,000,000	37,099,360	(900,640)	22.72	1.77	3.00
FAMCA	5,000,000	4,826,552	(173,448)	2.99	2.87	2.87
TVA	10,500,000	10,283,672	(216,328)	6.28	0.77	2.90
CORPORATE	6,000,000	5,980,276	(19,724)	3.59	2.27	4.21
T-Note	45,000,000	45,434,262	434,262	26.91	3.05	3.52
FHLMC	2,000,000	1,878,653	(121,347)	1.20	1.56	2.95
Liquidity	426,500,000	426,500,000	0	71.72	1.92	0
Csafe	913,595	913,595	0	0.15	1.92	0

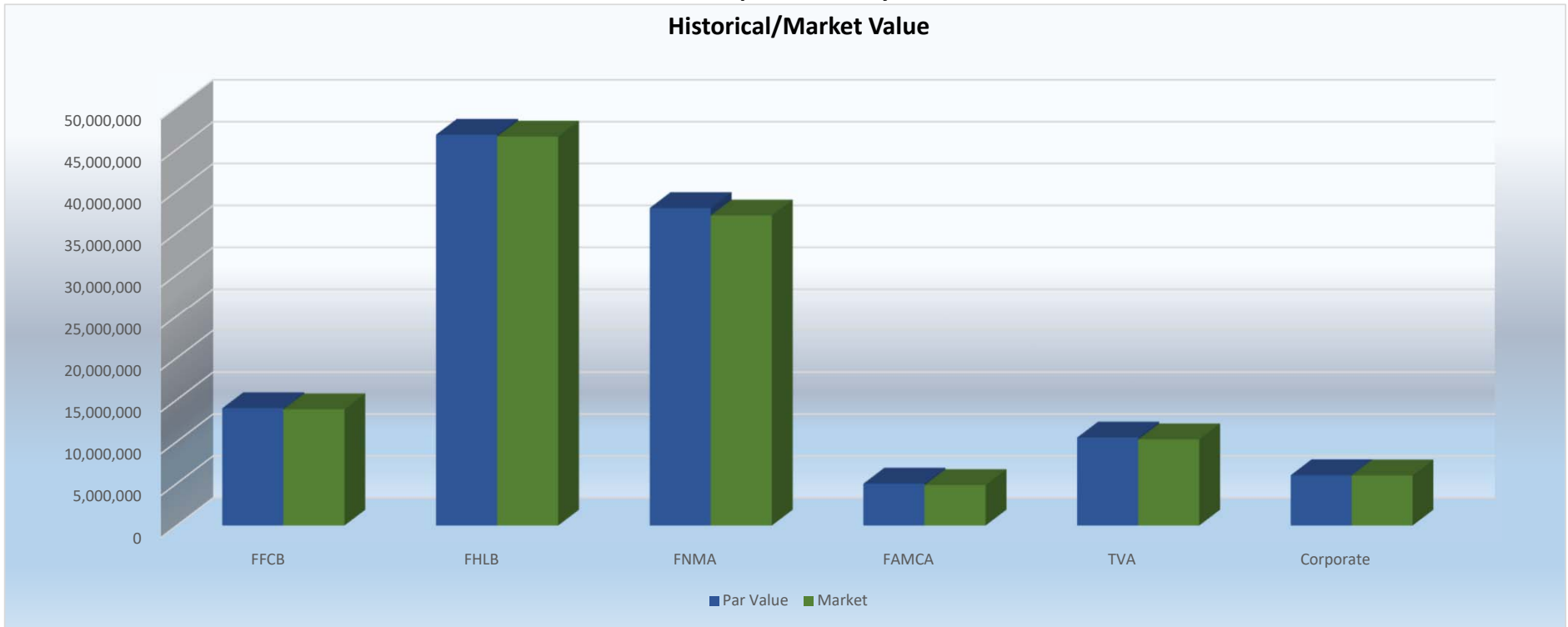
**February 2023  
Arapahoe County**

**Maturity Distribution**

Quarter	Amount	# of Securities
2023 - Q1	11,500,000	3
2023 - Q2	0	0
2023 - Q3	20,000,000	4
2023 - Q4	16,000,000	4
2024 - Q1	23,000,000	4
2024 - Q2	7,000,000	2
2024 - Q3	25,500,000	5
2024 - Q4		
2025 - Q1	2,000,000	1
2025 - Q2	5,000,000	1
2025 - Q3	5,000,000	1
2025 - Q4	5,000,000	1
2026 - Q1	5,000,000	1
2026 - Q2	5,000,000	1
2026 - Q3	5,000,000	1
2026 - Q4	4,750,000	1
2027 - Q1	4,000,000	2
2027 - Q2	5,000,000	1
2027 - Q3	5,000,000	1
2027 - Q4	5,000,000	1
2028-Q1		
2028-Q2		
2028-Q3	5,000,000	1
2028-Q4	5,000,000	1

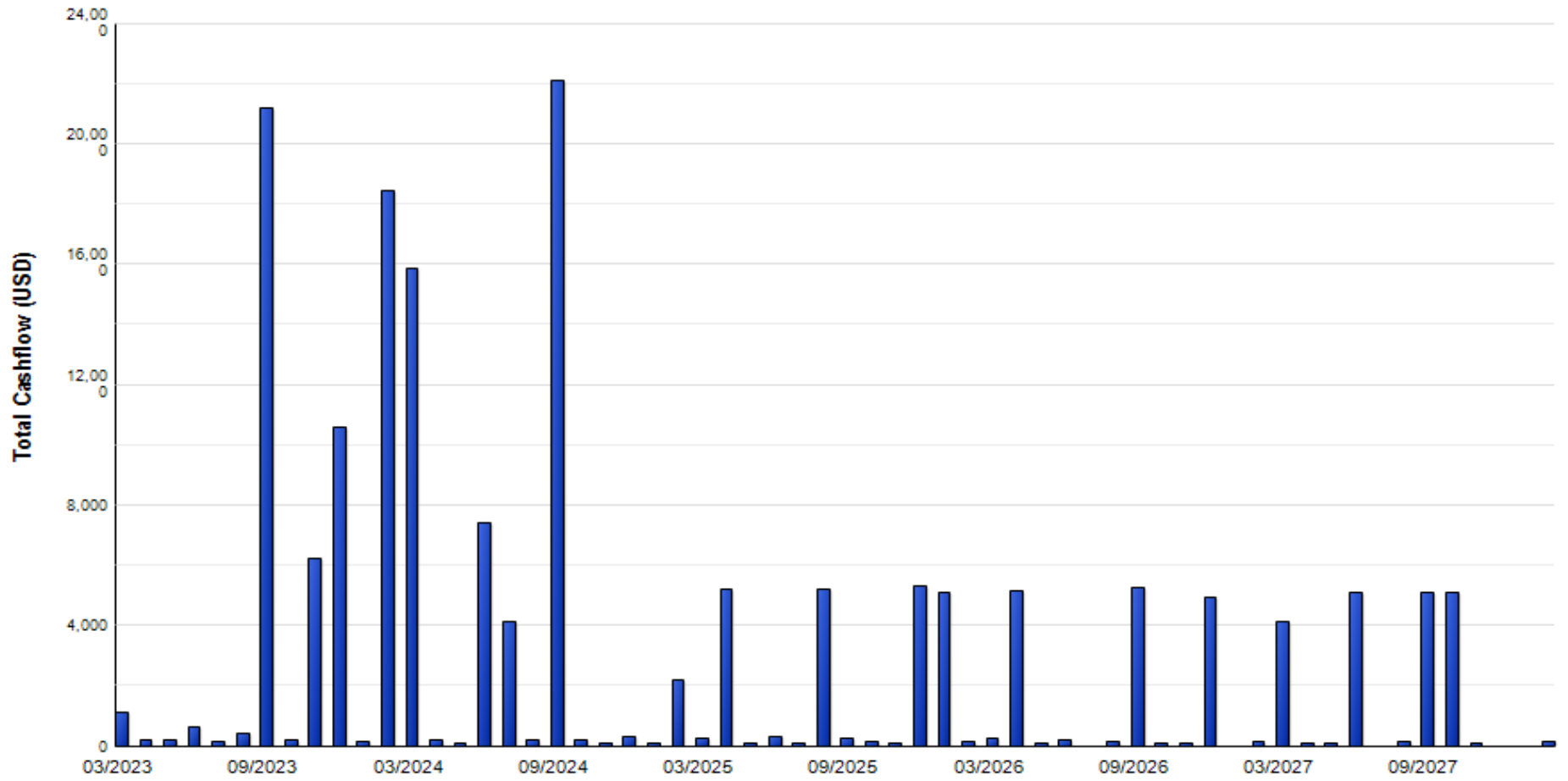


**February 2023  
Arapahoe County  
Historical/Market Value**



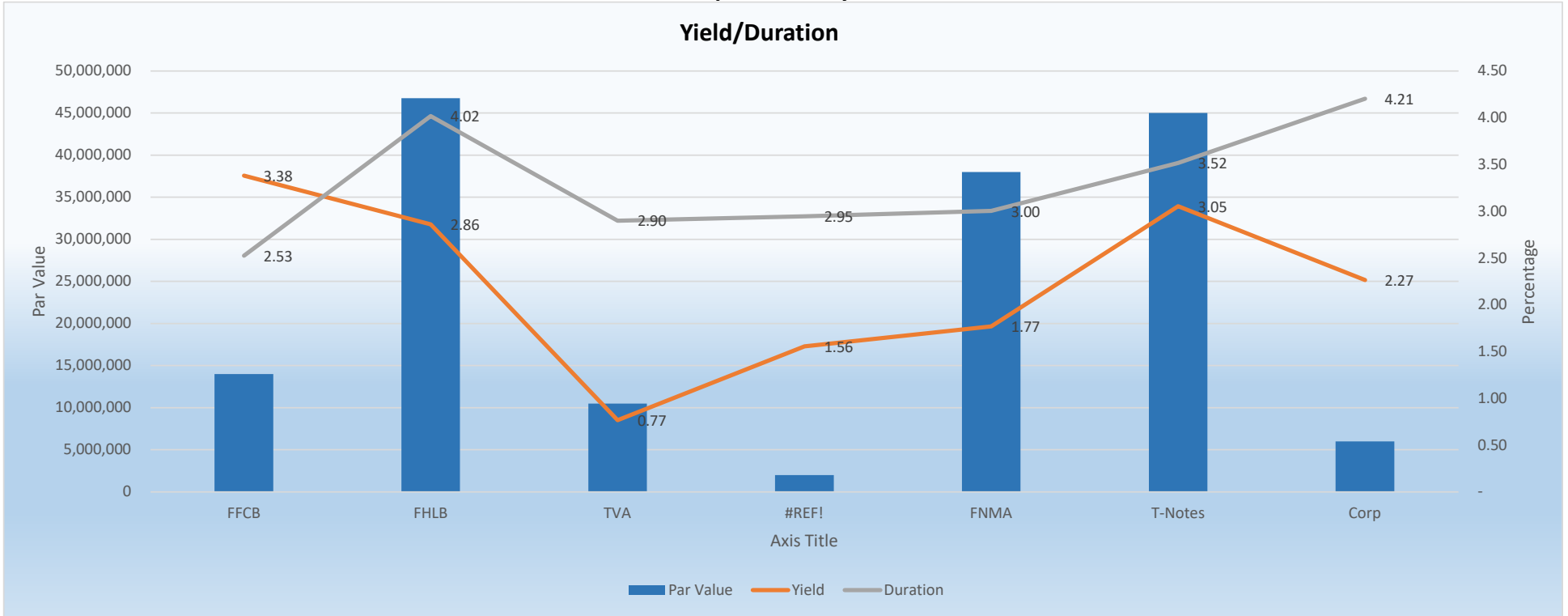
	<b>Par Value</b>	<b>Market</b>
<b>FFCB</b>	14,000,000	13,872,569
<b>FHLB</b>	46,750,000	46,523,053
<b>FNMA</b>	38,000,000	37,099,360
<b>FAMCA</b>	5,000,000	4,826,552
<b>TVA</b>	10,500,000	10,283,672
<b>Corporate</b>	6,000,000	5,980,276

County of Arapahoe (02/28/2023)



**February 2023  
Arapaho County**

**Yield/Duration**



	Par Value	Yield	Duration
<b>FFCB</b>	14,000,000	3.38	2.53
<b>FHLB</b>	46,750,000	2.86	4.02
<b>TVA</b>	10,500,000	0.77	2.90
<b>#REF!</b>	2,000,000	1.56	2.95
<b>FNMA</b>	38,000,000	1.77	3.00
<b>T-Notes</b>	45,000,000	3.05	3.52
<b>Corp</b>	6,000,000	2.27	4.21

CUSIP	Description	Purchase Date	Rate/Coupon	Maturity	Par Value/Shares	Historical Cost	Market Value	Unrealized Gain/(Loss)	% Portfolio	Yield	Weighted Average Duration
<b>Arapahoe County February 2023</b>											
<b>Federal Farmers Credit Bank</b>											
3133EJDV8	FFCB	5/19/2022	3.150	3/22/2027	2,000,000	2,026,628	1,932,680	(67,320.00)	1.20	2.85	1.35
3133EKNX0	FFCB	7/12/2019	2.160	6/3/2024	2,000,000	2,022,260	1,941,120	(58,880.00)	1.20	1.92	2.33
3133EN3A6	FFCB	11/25/2022	4.875	9/25/2023	5,000,000	5,002,500	5,052,569	52,569.00	2.99	4.82	3.21
3133EN3A6	FFCB	1/18/2023	4.000	1/13/2026	5,000,000	5,009,595	4,946,200	(53,800.00)	2.99	3.93	3.21
<b>Total</b>					<b>14,000,000</b>	<b>14,060,983</b>	<b>13,872,569</b>	<b>(127,431)</b>	<b>8.37</b>	<b>3.38</b>	<b>2.53</b>
<b>Federal Home Loan Bank</b>											
3130A0F70	FHLB	5/28/2019	3.375	12/8/2023	5,000,000	5,265,550	4,979,500	(20,500.00)	2.99	2.14	4.41
3130A0XE5	FHLB	2/27/2019	3.250	3/8/2024	5,000,000	5,168,300	4,977,636	(22,364.00)	2.99	2.53	4.47
3130A0XE5	FHLB	3/26/2019	3.250	3/8/2024	5,000,000	5,000,000	4,977,636	(22,364.00)	2.99	1.83	3.26
3130A0XE5	FHLB	5/21/2019	3.250	3/8/2024	5,000,000	5,221,350	4,977,636	(22,364.00)	2.99	2.27	4.41
3130A1XJ2	FHLB	5/23/2019	2.875	6/14/2024	5,000,000	5,234,550	4,882,049	(117,951.00)	2.99	1.69	4.54
3130A3DU5	FHLB	7/21/2022	3.000	3/12/2027	2,000,000	1,985,600	1,925,347	(74,653.00)	1.20	3.09	4.60
3130ASGU7	FHLB	7/19/2022	3.500	6/11/2027	5,000,000	5,073,050	4,872,731	(127,269.00)	2.99	3.18	4.50
3130ATHV2	FHLB	10/6/2022	4.250	9/11/2026	5,000,000	5,020,955	5,050,492	50,492.00	2.99	4.13	2.79
3130ATUC9	FHLB	1/13/2023	4.500	12/12/2025	5,000,000	5,081,220	5,057,375	57,375.00	2.99	3.90	2.89
3130ATVE4	FHLB	12/15/2022	4.500	12/11/2026	4,750,000	4,862,813	4,822,651	72,651.00	2.84	3.85	4.32
<b>Total</b>					<b>46,750,000</b>	<b>47,913,388</b>	<b>46,523,053</b>	<b>(226,947)</b>	<b>27.95</b>	<b>2.86</b>	<b>4.02</b>
<b>Federal National Mortgage Association</b>											
3135G0K36	FNMA	6/9/2022	2.125	4/24/2026	5,000,000	4,849,950	4,692,747	(307,253.00)	2.99	2.95	3.79
3135G0U43	FNMA	2/27/2019	2.875	9/12/2023	5,000,000	5,076,500	5,005,785	5,785.00	2.99	2.52	4.17
3135G0U43	FNMA	4/22/2019	2.875	9/12/2023	5,000,000	5,106,900	5,005,785	5,785.00	2.99	2.36	4.17
3135G0ZR7	FNMA	2/23/2021	2.625	9/6/2024	3,000,000	3,253,062	2,933,495	(66,505.00)	1.79	0.23	0.63
3135G0ZR7	FNMA	8/11/2022	2.625	9/6/2024	3,000,000	2,975,754	2,933,495	(66,505.00)	1.79	3.03	4.16
3135GOV34	FNMA	5/7/2019	2.500	2/5/2024	5,000,000	5,045,750	4,881,186	(118,814.00)	2.99	2.30	4.41
3135GOV34	FNMA	7/12/2019	2.500	2/5/2024	3,000,000	3,083,760	2,928,712	(71,288.00)	1.79	1.86	4.41
3135GOV34	FNMA	7/1/2021	2.500	2/5/2024	5,000,000	5,280,570	4,881,186	(118,814.00)	2.99	0.36	0.65
3135GOV75	FNMA	7/23/2021	1.750	7/2/2024	4,000,000	4,167,560	3,836,969	(163,031.00)	2.39	0.32	0.65
<b>Total</b>					<b>38,000,000</b>	<b>38,839,806</b>	<b>37,099,360</b>	<b>(900,640)</b>	<b>22.72</b>	<b>1.77</b>	<b>3.00</b>
<b>Federal Home Loan Mortgage Corporation</b>											
3137EAEPO	FHLMC	2/10/2022	1.500	2/12/2025	2,000,000	1,996,740	1,878,653	(121,347.00)	1.20	1.56	2.95
<b>Total</b>					<b>2,000,000</b>	<b>1,996,740</b>	<b>1,878,653</b>	<b>(121,347)</b>	<b>1.20</b>	<b>1.56</b>	<b>2.95</b>
<b>Farmer Mac</b>											
31422XXV9	FAMCA	4/22/2022	2.650	4/21/2025	5,000,000	4,965,150	4,826,552	(173,448.00)	2.99	2.87	2.87
<b>Total</b>					<b>5,000,000</b>	<b>4,965,150</b>	<b>4,826,552</b>	<b>(173,448)</b>	<b>2.99</b>	<b>2.87</b>	<b>2.87</b>
<b>Corporate Bonds</b>											
594918AW4	MICROSOFT	3/29/2019	3.620	12/15/2023	5,000,000	5,260,900	4,981,554	(18,446.00)	2.99	1.83	4.28
857477AM5	STATE STREET	5/24/2019	3.700	11/20/2023	1,000,000	1,040,380	998,722	(1,278.00)	0.60	2.70	4.13
<b>Total</b>					<b>6,000,000</b>	<b>6,301,280</b>	<b>5,980,276</b>	<b>(19,724)</b>	<b>3.59</b>	<b>2.27</b>	<b>4.21</b>
<b>Tennessee Valley Authority</b>											
880591ER9	TVA	2/28/2020	2.875	9/15/2024	2,500,000	2,692,500	2,448,493	(51,507.00)	1.49	1.13	4.23
880591ER9	TVA	3/5/2020	2.875	9/15/2024	3,000,000	3,274,080	2,938,192	(61,808.00)	1.79	0.82	3.82
880591ER9	TVA	3/4/2021	2.875	9/15/2024	5,000,000	5,441,975	4,896,987	(103,013.00)	2.99	0.35	0.65
<b>Total</b>					<b>10,500,000</b>	<b>11,408,555</b>	<b>10,283,672</b>	<b>(216,328)</b>	<b>6.28</b>	<b>0.77</b>	<b>2.90</b>
<b>Treasury Notes</b>											
912810FE3	T-NOTE	2/24/2023	5.500	8/15/2028	5,000,000	5,344,063	5,322,176	322,176.00	2.99	4.08	3.21
912810FF0	T-NOTE	1/18/2023	5.250	11/15/2028	5,000,000	5,429,219	5,354,290	354,290.00	2.99	3.60	3.21
9128284Z0	T-NOTE	2/24/2022	2.750	8/31/2025	5,000,000	5,158,906	4,781,250	(218,750.00)	2.99	1.81	2.87
9128285D8	T-NOTE	6/19/2019	2.875	9/30/2023	5,000,000	5,229,609	4,997,133	(2,867.00)	2.99	1.75	4.01
9128285P1	T-NOTE	4/3/2019	2.875	11/30/2023	5,000,000	5,136,250	4,953,493	(46,507.00)	2.99	2.26	4.31
912828B66	T-NOTE	4/26/2019	2.750	2/15/2024	5,000,000	5,102,461	4,893,238	(106,762.00)	2.99	2.30	4.46
91282CFM8	T-NOTE	1/24/2023	4.125	9/30/2028	5,000,000	5,104,219	5,058,610	58,610.00	2.99	3.64	3.24
91282CFN6	T-NOTE	11/16/2022	4.250	9/30/2024	5,000,000	4,990,938	5,031,502	31,502.00	2.99	4.39	3.11
91282CFU0	T-NOTE	2/1/2023	4.125	10/31/2027	5,000,000	5,100,703	5,042,570	42,570.00	2.99	3.66	3.24
<b>Total</b>					<b>45,000,000</b>	<b>46,596,367</b>	<b>45,434,262</b>	<b>434,262</b>	<b>26.91</b>	<b>3.05</b>	<b>3.52</b>
<b>Portfolio Total</b>											
					<b>167,250,000</b>	<b>172,082,269</b>	<b>165,898,397</b>	<b>(1,351,603)</b>	<b>100</b>	<b>2.32</b>	<b>3.25</b>

Portfolio: County of Arapahoe

Currency: USD

Pricing Date: 02/28/2023

Par Value	Identifier	Issuer Name	Sect	Industry	Moody's	Coupon Freq	Coup Date	Maturity	Avg Life	Price	MV w/o Acc (000)	Accr Interest (000)	Mkt Value	% Held (MV)	YTW	YTM	Mod Dur	Eff Dur	Conv	Ann Income
5,000,000	3135G0U43	FEDERAL NATL MTG ASSN	AGY	AGY	Aaa	2.875 SA	03/12	09/12/2023	0.50	98.790	4,940	66	5,005,785	3.02	5.178	5.178	0.52	0.52	0.00	143,750
5,000,000	3135G0U43	FEDERAL NATL MTG ASSN	AGY	AGY	Aaa	2.875 SA	03/12	09/12/2023	0.50	98.790	4,940	66	5,005,785	3.02	5.178	5.178	0.52	0.52	0.00	143,750
5,000,000	3133EN3A6	FEDERAL FARM CR BKS	AGY	AGY	Aaa	4.875 SA	03/25	09/25/2023	0.58	99.792	4,990	63	5,052,569	3.05	5.245	5.245	0.55	0.55	0.00	243,750
5,000,000	9128285D8	UNITED STATES TREAS NTS	TSY	TSY	Aaa	2.875 SA	03/31	09/30/2023	0.58	98.750	4,938	60	4,997,133	3.01	5.065	5.065	0.56	0.56	0.00	143,750
1,000,000	857477AM5	STATE STR CORP	FIN	Bank	A1	3.700 SA	05/20	11/20/2023	0.75	98.865	989	10	998,722	0.60	5.302	5.302	0.70	0.70	0.00	37,000
5,000,000	9128285P1	UNITED STATES TREAS NTS	TSY	TSY	Aaa	2.875 SA	05/31	11/30/2023	0.75	98.359	4,918	36	4,953,493	2.99	5.119	5.119	0.73	0.73	0.00	143,750
5,000,000	3130A0F70	FEDERAL HOME LOAN BANKS	AGY	AGY	Aaa	3.375 SA	06/08	12/08/2023	0.75	98.840	4,942	38	4,979,500	3.00	4.907	4.907	0.75	0.75	0.00	168,750
5,000,000	594918AW4	MICROSOFT CORP	IND	Info Tech	Aaa	3.625 SA	06/15	12/15/2023	0.83	98.896	4,945	37	4,981,554	3.00	5.048	5.048	0.77	0.76	0.00	181,250
5,000,000	3135G0V34	FEDERAL NATL MTG ASSN	AGY	AGY	Aaa	2.500 SA	08/05	02/05/2024	0.92	97.464	4,873	8	4,881,186	2.94	5.311	5.311	0.91	0.91	0.01	125,000
5,000,000	3135G0V34	FEDERAL NATL MTG ASSN	AGY	AGY	Aaa	2.500 SA	08/05	02/05/2024	0.92	97.464	4,873	8	4,881,186	2.94	5.311	5.311	0.91	0.91	0.01	125,000
3,000,000	3135G0V34	FEDERAL NATL MTG ASSN	AGY	AGY	Aaa	2.500 SA	08/05	02/05/2024	0.92	97.464	2,924	5	2,928,712	1.77	5.311	5.311	0.91	0.91	0.01	75,000
5,000,000	912828B66	UNITED STATES TREAS NTS	TSY	TSY	Aaa	2.750 SA	08/15	02/15/2024	1.00	97.766	4,888	5	4,893,238	2.95	5.154	5.154	0.93	0.93	0.01	137,500
5,000,000	3130A0XE5	FEDERAL HOME LOAN BANKS	AGY	AGY	Aaa	3.250 SA	09/08	03/08/2024	1.00	98.018	4,901	77	4,977,636	3.00	5.255	5.255	0.98	0.97	0.01	162,500
5,000,000	3130A0XE5	FEDERAL HOME LOAN BANKS	AGY	AGY	Aaa	3.250 SA	09/08	03/08/2024	1.00	98.018	4,901	77	4,977,636	3.00	5.255	5.255	0.98	0.97	0.01	162,500
5,000,000	3130A0XE5	FEDERAL HOME LOAN BANKS	AGY	AGY	Aaa	3.250 SA	09/08	03/08/2024	1.00	98.018	4,901	77	4,977,636	3.00	5.255	5.255	0.98	0.97	0.01	162,500
2,000,000	3133EKNX0	FEDERAL FARM CR BKS	AGY	AGY	Aaa	2.160 SA	12/03	06/03/2024	1.25	96.546	1,931	10	1,941,120	1.17	5.012	5.012	1.22	1.22	0.01	43,200
5,000,000	3130A1XJ2	FEDERAL HOME LOAN BANKS	AGY	AGY	Aaa	2.875 SA	12/14	06/14/2024	1.33	97.050	4,853	30	4,882,049	2.94	5.259	5.259	1.24	1.24	0.01	143,750
4,000,000	3135G0V75	FEDERAL NATL MTG ASSN	AGY	AGY	Aaa	1.750 SA	01/02	07/02/2024	1.33	95.652	3,826	11	3,836,969	2.31	5.136	5.136	1.30	1.30	0.01	70,000
3,000,000	3135G0ZR7	FEDERAL NATL MTG ASSN	AGY	AGY	Aaa	2.625 SA	03/06	09/06/2024	1.50	96.529	2,896	38	2,933,495	1.77	5.021	5.021	1.45	1.45	0.01	78,750
3,000,000	3135G0ZR7	FEDERAL NATL MTG ASSN	AGY	AGY	Aaa	2.625 SA	03/06	09/06/2024	1.50	96.529	2,896	38	2,933,495	1.77	5.021	5.021	1.45	1.45	0.01	78,750
2,500,000	880591ER9	TENNESSEE VALLEY AUTH FED BE	AGY	AGY	Aaa	2.875 SA	03/15	09/15/2024	1.58	96.638	2,416	33	2,448,493	1.48	5.163	5.163	1.47	1.47	0.01	71,875
3,000,000	880591ER9	TENNESSEE VALLEY AUTH FED BE	AGY	AGY	Aaa	2.875 SA	03/15	09/15/2024	1.58	96.638	2,899	39	2,938,192	1.77	5.163	5.163	1.47	1.47	0.01	86,250
5,000,000	880591ER9	TENNESSEE VALLEY AUTH FED BE	AGY	AGY	Aaa	2.875 SA	03/15	09/15/2024	1.58	96.638	4,832	65	4,896,987	2.95	5.163	5.163	1.47	1.47	0.01	143,750
5,000,000	91282CFN6	UNITED STATES TREAS NTS	TSY	TSY	Aaa	4.250 SA	03/31	09/30/2024	1.58	98.867	4,943	88	5,031,502	3.03	5.000	5.000	1.49	1.49	0.02	212,500
2,000,000	3137EAEPO	FEDERAL HOME LN MTG CORP	AGY	AGY	Aaa	1.500 SA	08/12	02/12/2025	1.92	93.866	1,877	1	1,878,653	1.13	4.824	4.824	1.89	1.89	0.02	30,000
5,000,000	31422XXV9	FEDERAL AGRIC MTG CORP	AGY	AGY	Aaa	2.625 SA	10/21	04/21/2025	2.17	95.605	4,780	46	4,826,552	2.91	4.802	4.802	2.03	2.03	0.03	131,250
5,000,000	9128284Z0	UNITED STATES TREAS NTS	TSY	TSY	Aaa	2.750 SA	02/28	08/31/2025	2.50	95.625	4,781	0	4,781,250	2.88	4.623	4.623	2.38	2.38	0.03	137,500
5,000,000	3130ATUC9	FEDERAL HOME LOAN BANKS	AGY	AGY	Aaa	4.500 SA	06/12	12/12/2025	2.75	99.710	4,985	72	5,057,375	3.05	4.607	4.607	2.56	2.56	0.04	225,000
5,000,000	3133EN6A3	FEDERAL FARM CR BKS	AGY	AGY	Aaa	4.000 SA	07/13	01/13/2026	2.92	98.424	4,921	25	4,946,200	2.98	4.590	4.590	2.67	2.67	0.04	200,000
5,000,000	3135G0K36	FEDERAL NATL MTG ASSN	AGY	AGY	Aaa	2.125 SA	10/24	04/24/2026	3.17	93.123	4,656	37	4,692,747	2.83	4.486	4.486	2.98	2.97	0.05	106,250
5,000,000	3130ATHV2	FEDERAL HOME LOAN BANKS	AGY	AGY	Aaa	4.250 SA	03/11	09/11/2026	3.50	99.239	4,962	89	5,050,492	3.04	4.485	4.485	3.19	3.19	0.06	212,500
4,750,000	3130ATVE4	FEDERAL HOME LOAN BANKS	AGY	AGY	Aaa	4.500 SA	06/11	12/11/2026	3.75	100.142	4,757	66	4,822,651	2.91	4.455	4.455	3.40	3.40	0.07	213,750
2,000,000	3130A3DU5	FEDERAL HOME LOAN BANKS	AGY	AGY	Aaa	3.000 SA	03/12	03/12/2027	4.00	94.884	1,898	28	1,925,347	1.16	4.396	4.396	3.69	3.69	0.08	60,000
2,000,000	3133EJDV8	FEDERAL FARM CR BKS	AGY	AGY	Aaa	3.150 SA	03/22	03/22/2027	4.08	95.269	1,905	27	1,932,680	1.16	4.434	4.434	3.71	3.70	0.08	63,000
5,000,000	3130ASGU7	FEDERAL HOME LOAN BANKS	AGY	AGY	Aaa	3.500 SA	12/11	06/11/2027	4.25	96.706	4,835	37	4,872,731	2.94	4.350	4.350	3.90	3.90	0.09	175,000
5,000,000	91282CFM8	UNITED STATES TREAS NTS	TSY	TSY	Aaa	4.125 SA	03/31	09/30/2027	4.58	99.461	4,973	86	5,058,610	3.05	4.255	4.255	4.07	4.07	0.10	206,250
5,000,000	91282CFU0	UNITED STATES TREAS NTS	TSY	TSY	Aaa	4.125 SA	04/30	10/31/2027	4.67	99.484	4,974	68	5,042,570	3.04	4.247	4.247	4.15	4.15	0.10	206,250
5,000,000	912810FE3	UNITED STATES TREAS BDS	TSY	TSY	Aaa	5.500 SA	02/15	08/15/2028	5.50	106.246	5,312	10	5,322,176	3.21	4.208	4.208	4.71	4.72	0.13	275,000
5,000,000	912810FF0	UNITED STATES TREAS BDS	TSY	TSY	Aaa	5.250 SA	05/15	11/15/2028	5.75	105.563	5,278	76	5,354,290	3.23	4.145	4.145	4.86	4.87	0.14	262,500
<b>167,250,000</b>					<b>Aaa</b>	<b>3.342</b>		<b>2.111</b>	<b>2.11</b>	<b>98.206</b>	<b>164,249</b>	<b>1,650</b>	<b>165,898,394</b>	<b>100.00</b>	<b>4.877</b>	<b>4.877</b>	<b>1.93</b>	<b>1.93</b>	<b>0.03</b>	<b>5,588,825</b>