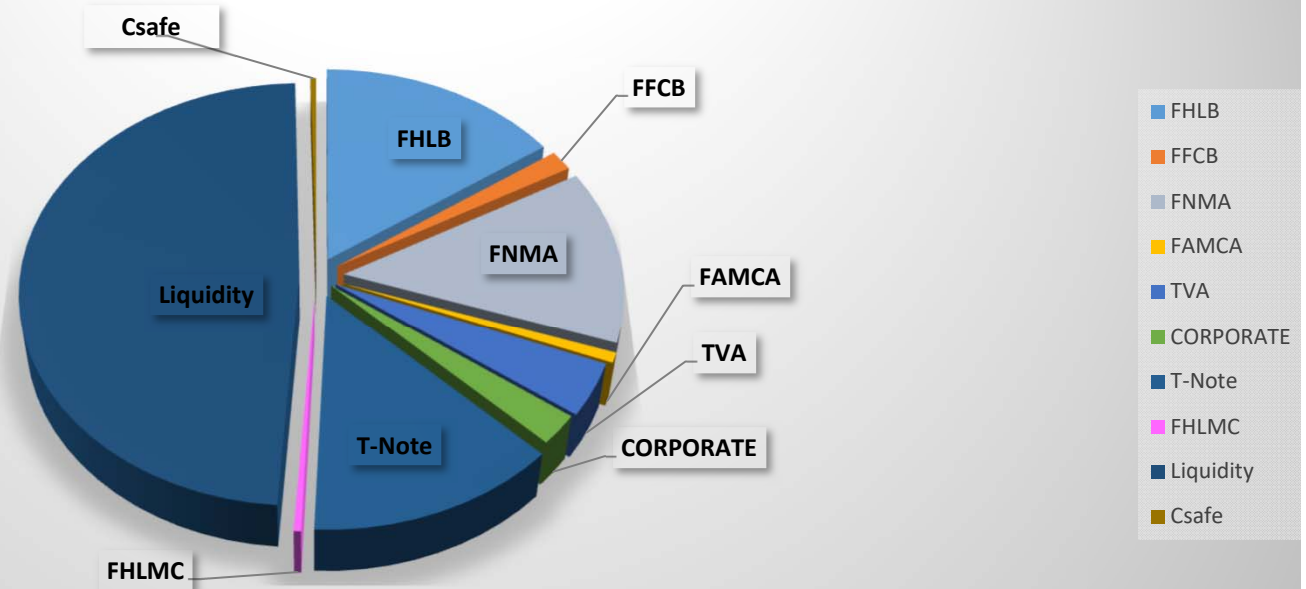


July 2022

### Arapahoe County Securities Held

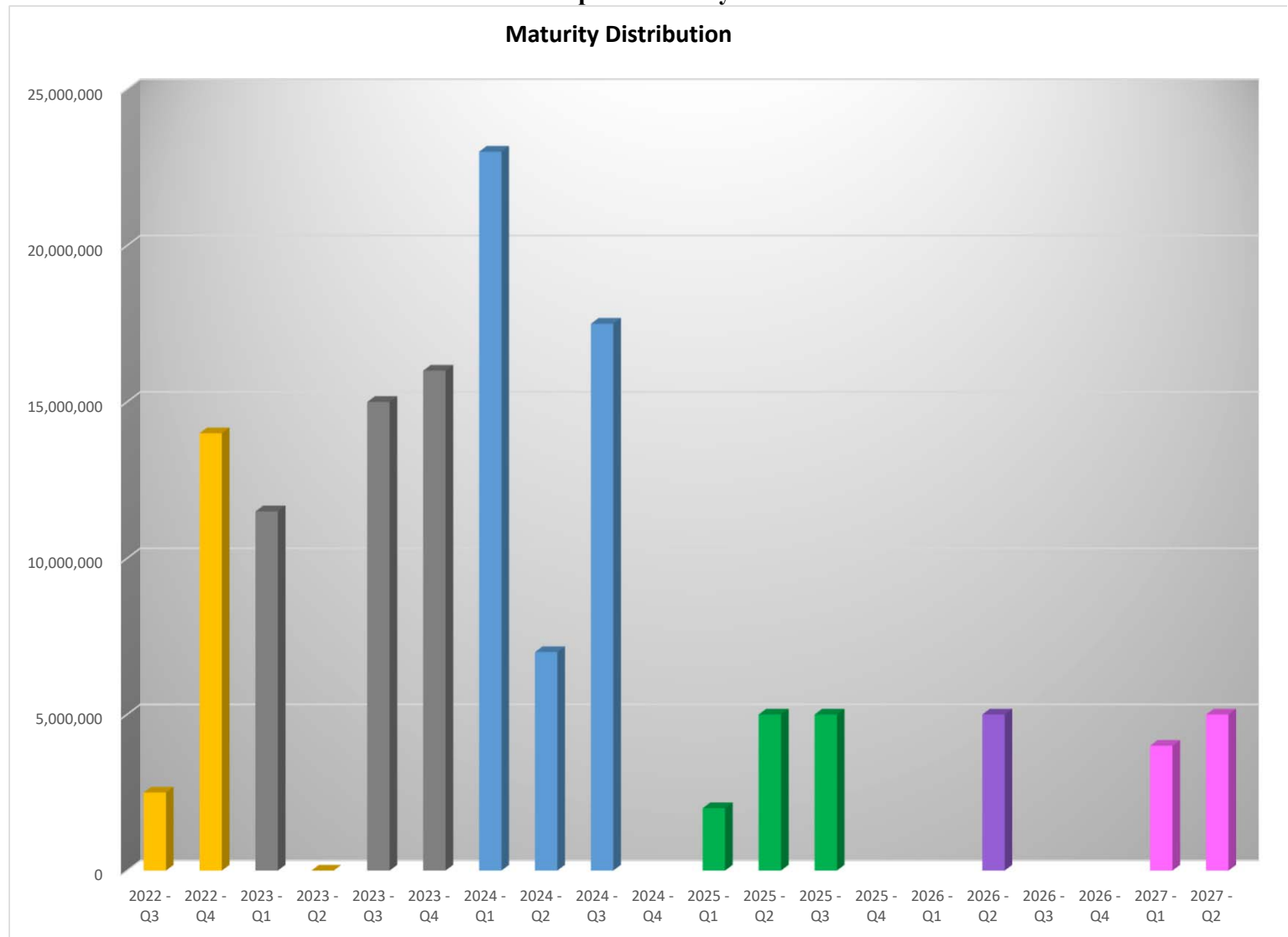


Description	Par Value	Market Value	Unrealized Gain/(Loss)	% Portfolio	Yield	Duration
FHLB	40,000,000	40,669,762	669,762	29.09	2.40	4.12
FFCB	4,000,000	4,032,485	32,485	2.91	2.39	1.84
FNMA	35,000,000	35,019,043	19,043	25.45	1.61	2.86
FAMCA	2,000,000	1,946,697	(53,303)	1.45	1.56	2.95
TVA	10,500,000	10,584,015	84,015	7.64	0.77	2.90
CORPORATE	6,000,000	6,096,845	96,845	4.36	2.27	4.21
T-Note	35,000,000	35,846,342	846,342	25.45	1.94	3.48
FHLMC	1,000,000	1,030,110	30,110	0.73	1.77	2.87
Liquidity	127,000,000	127,000,000	0	48.59	1.92	0
Csafe	894,932	894,932	0	0.34	1.92	0

**July 2022**  
**Arapahoe County**

**Maturity Distribution**

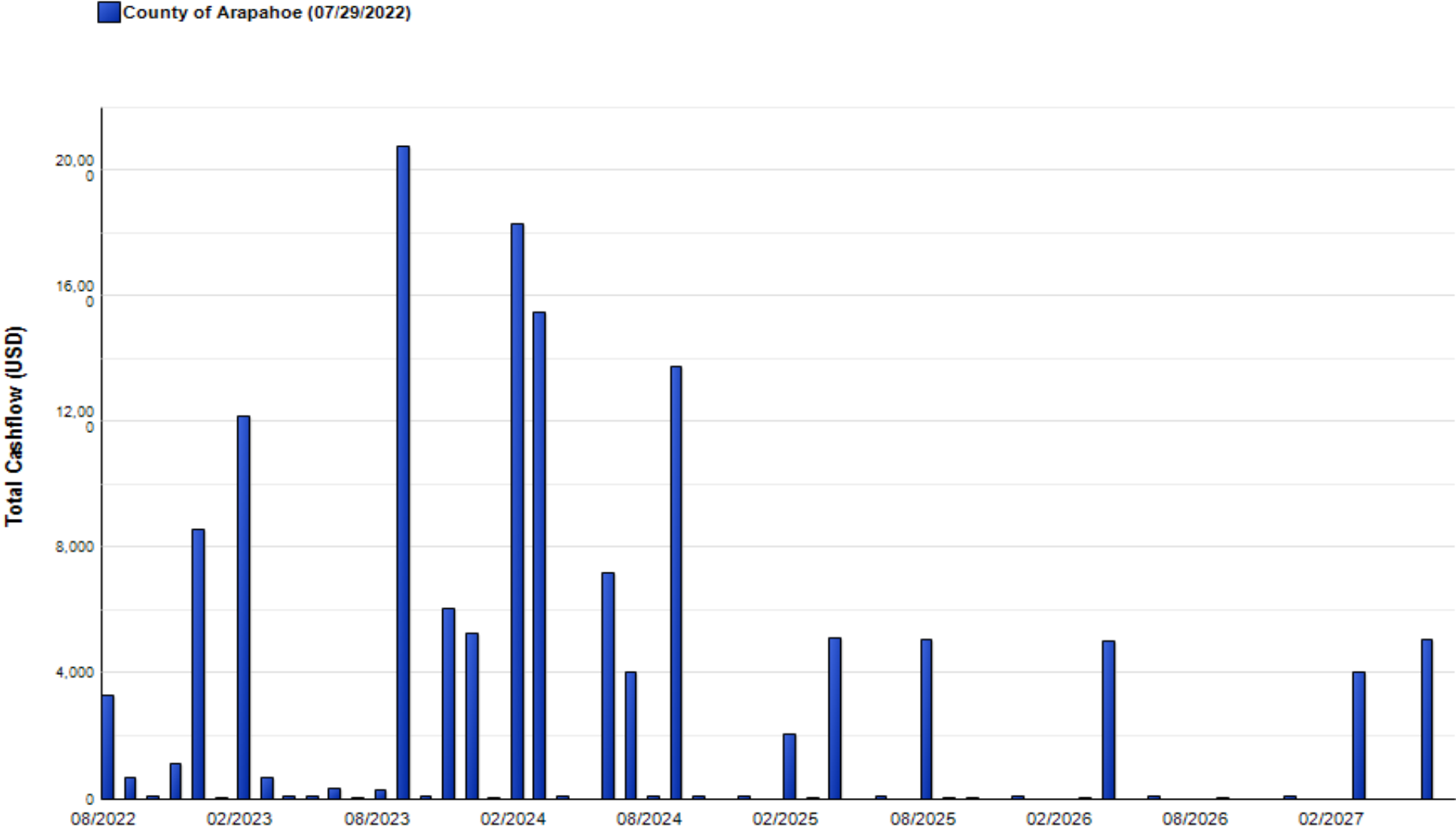
Quarter	Amount	# of Securities
2022 - Q3	2,500,000	1
2022 - Q4	14,000,000	3
2023 - Q1	11,500,000	2
2023 - Q2	0	0
2023 - Q3	15,000,000	3
2023 - Q4	16,000,000	4
2024 - Q1	23,000,000	4
2024 - Q2	7,000,000	2
2024 - Q3	17,500,000	3
2024 - Q4		
2025 - Q1	2,000,000	1
2025 - Q2	5,000,000	1
2025 - Q3	5,000,000	1
2025 - Q4		
2026 - Q1		
2026 - Q2	5,000,000	1
2026 - Q3		
2026 - Q4		
2027 - Q1	4,000,000	2
2027 - Q2	5,000,000	1



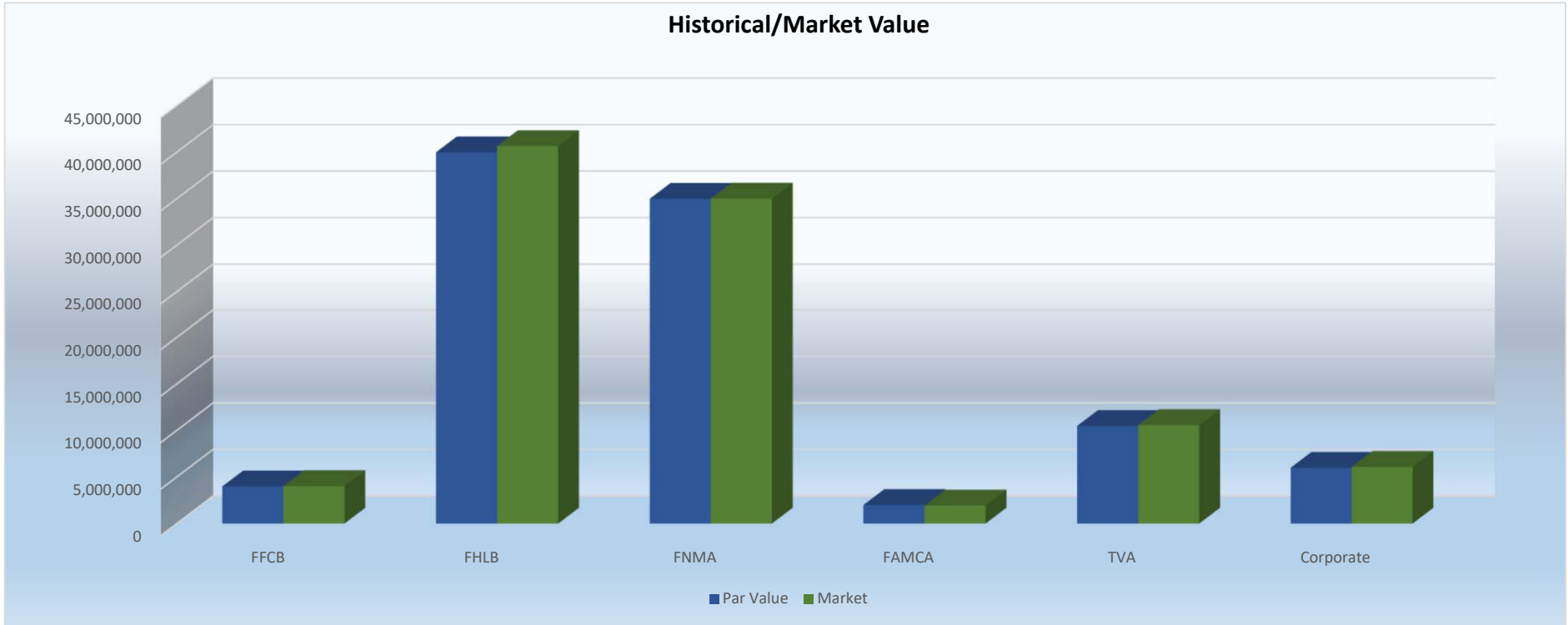
# Cashflow Calendar Summary - 5 Years

Portfolio: County of Arapahoe  
 Pricing Date: 07/29/2022  
 Period: 5 Years ( 07/29/2022 - 07/29/2027)

Frequency: Monthly  
 Cashflow To: Option  
 Currency: USD  
 Unit: Thousands



**July 2022  
Arapahoe County  
Historical/Market Value**



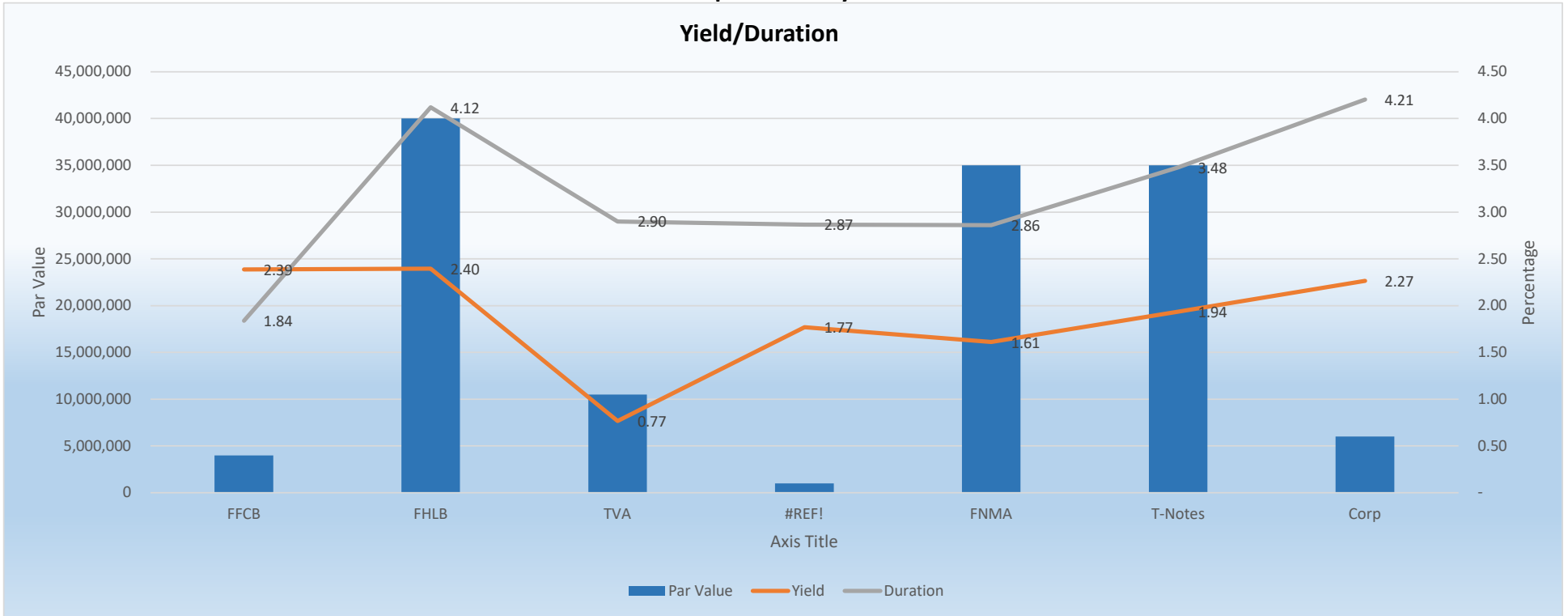
	<b>Par Value</b>	<b>Market</b>
<b>FFCB</b>	4,000,000	4,032,485
<b>FHLB</b>	40,000,000	40,669,762
<b>FNMA</b>	35,000,000	35,019,043
<b>FAMCA</b>	2,000,000	1,946,697
<b>TVA</b>	10,500,000	10,584,015
<b>Corporate</b>	6,000,000	6,096,845

**July 2022**  
**Arapahoe County**  
**Historical/Market Value**



	<b>Par Value</b>	<b>Market</b>
<b>FFCB</b>	4,000,000	4,032,485
<b>FHLB</b>	40,000,000	40,669,762
<b>FNMA</b>	35,000,000	35,019,043
<b>FAMCA</b>	2,000,000	1,946,697
<b>TVA</b>	10,500,000	10,584,015
<b>Corporate</b>	6,000,000	6,096,845

**July 2022  
Arapaho County  
Yield/Duration**



	Par Value	Yield	Duration
<b>FFCB</b>	4,000,000	2.39	1.84
<b>FHLB</b>	40,000,000	2.40	4.12
<b>TVA</b>	10,500,000	0.77	2.90
<b>#REF!</b>	1,000,000	1.77	2.87
<b>FNMA</b>	35,000,000	1.61	2.86
<b>T-Notes</b>	35,000,000	1.94	3.48
<b>Corp</b>	6,000,000	2.27	4.21

# Standard Holdings Expanded

Portfolio: County of Arapahoe

Currency: USD

Par Value	Identifier	Issuer Name	Sect	Industry	Moody's	Coup Coupon Freq	Coup Date	Maturity	Avg Life	Price	MV w/o Acc (000)	Accr Interest (000)	Mkt Value	% Held (MV)	YTW	YTM	Mod Dur	Eff Dur	Conv	OAS	Ann Income	
2,500,000	912810EM6	UNITED STATES TREAS BDS	TSY	TSY	Aaa	7.250 SA	02/15	08/15/2022	0.08	100.195	2,505	82	2,586,988	1.86	2.993	2.993	0.05	0.05	0.00	28	181,250	
1,000,000	912810EN4	UNITED STATES TREAS BDS	TSY	TSY	Aaa	7.625 SA	05/15	11/15/2022	0.33	101.457	1,015	16	1,030,110	0.74	2.627	2.627	0.29	0.29	0.00	-15	76,250	
8,000,000	3133XN4B2	FEDERAL HOME LOAN BANKS	AGY	AGY	Aaa	5.250 SA	06/09	12/09/2022	0.33	100.894	8,072	58	8,129,853	5.84	2.730	2.730	0.36	0.36	0.00	-5	420,000	
5,000,000	912810EP9	UNITED STATES TREAS BDS	TSY	TSY	Aaa	7.125 SA	08/15	02/15/2023	0.58	102.434	5,122	161	5,283,095	3.80	2.610	2.610	0.52	0.53	0.00	-19	356,250	
5,000,000	912810EP9	UNITED STATES TREAS BDS	TSY	TSY	Aaa	7.125 SA	08/15	02/15/2023	0.58	102.434	5,122	161	5,283,095	3.80	2.610	2.610	0.52	0.53	0.00	-19	356,250	
1,500,000	9128284A5	UNITED STATES TREAS NTS	TSY	TSY	Aaa	2.625 SA	08/31	02/28/2023	0.58	99.832	1,497	16	1,513,637	1.09	2.912	2.912	0.57	0.57	0.00	14	39,375	
5,000,000	3135G0U43	FEDERAL NATL MTG ASSN	AGY	AGY	Aaa	2.875 SA	03/12	09/12/2023	1.08	99.865	4,993	55	5,047,955	3.63	2.997	2.997	1.08	1.09	0.01	6	143,750	
5,000,000	3135G0U43	FEDERAL NATL MTG ASSN	AGY	AGY	Aaa	2.875 SA	03/12	09/12/2023	1.08	99.865	4,993	55	5,047,955	3.63	2.997	2.997	1.08	1.09	0.01	6	143,750	
5,000,000	9128285D8	UNITED STATES TREAS NTS	TSY	TSY	Aaa	2.875 SA	03/31	09/30/2023	1.17	99.891	4,995	47	5,041,681	3.62	2.968	2.968	1.13	1.13	0.01	4	143,750	
1,000,000	857477AM5	STATE STR CORP	FIN	Bank	A1	3.700 SA	05/20	11/20/2023	1.33	100.920	1,009	7	1,016,292	0.73	2.975	2.975	1.26	1.27	0.01	4	37,000	
5,000,000	9128285P1	UNITED STATES TREAS NTS	TSY	TSY	Aaa	2.875 SA	05/31	11/30/2023	1.33	99.895	4,995	23	5,017,923	3.60	2.954	2.954	1.30	1.30	0.01	3	143,750	
5,000,000	3130A0F70	FEDERAL HOME LOAN BANKS	AGY	AGY	Aaa	3.375 SA	06/08	12/08/2023	1.33	100.486	5,024	24	5,048,206	3.63	3.005	3.005	1.31	1.32	0.01	7	168,750	
5,000,000	594918AW4	MICROSOFT CORP	IND	Info Tech	Aaa	3.625 SA	06/15	12/15/2023	1.17	101.168	5,058	22	5,080,553	3.65	2.568	2.754	1.33	1.13	-0.02	-37	181,250	
5,000,000	3135G0V34	FEDERAL NATL MTG ASSN	AGY	AGY	Aaa	2.500 SA	08/05	02/05/2024	1.50	99.447	4,972	60	5,032,767	3.62	2.875	2.875	1.46	1.46	0.01	-6	125,000	
3,000,000	3135G0V34	FEDERAL NATL MTG ASSN	AGY	AGY	Aaa	2.500 SA	08/05	02/05/2024	1.50	99.447	2,983	36	3,019,660	2.17	2.875	2.875	1.46	1.46	0.01	-6	75,000	
5,000,000	3135G0V34	FEDERAL NATL MTG ASSN	AGY	AGY	Aaa	2.500 SA	08/05	02/05/2024	1.50	99.447	4,972	60	5,032,767	3.62	2.875	2.875	1.46	1.46	0.01	-6	125,000	
5,000,000	912828B66	UNITED STATES TREAS NTS	TSY	TSY	Aaa	2.750 SA	08/15	02/15/2024	1.58	99.688	4,984	62	5,046,693	3.63	2.957	2.957	1.48	1.49	0.01	2	137,500	
5,000,000	3130A0XE5	FEDERAL HOME LOAN BANKS	AGY	AGY	Aaa	3.250 SA	09/08	03/08/2024	1.58	100.450	5,022	64	5,086,146	3.65	2.960	2.960	1.54	1.54	0.02	3	162,500	
5,000,000	3130A0XE5	FEDERAL HOME LOAN BANKS	AGY	AGY	Aaa	3.250 SA	09/08	03/08/2024	1.58	100.450	5,022	64	5,086,146	3.65	2.960	2.960	1.54	1.54	0.02	3	162,500	
5,000,000	3130A0XE5	FEDERAL HOME LOAN BANKS	AGY	AGY	Aaa	3.250 SA	09/08	03/08/2024	1.58	100.450	5,022	64	5,086,146	3.65	2.960	2.960	1.54	1.54	0.02	3	162,500	
2,000,000	3133EKNX0	FEDERAL FARM CR BKS	AGY	AGY	Aaa	2.160 SA	12/03	06/03/2024	1.83	98.826	1,977	7	1,983,240	1.42	2.817	2.817	1.79	1.79	0.02	-12	43,200	
5,000,000	3130A1XJ2	FEDERAL HOME LOAN BANKS	AGY	AGY	Aaa	2.875 SA	12/14	06/14/2024	1.92	99.840	4,992	18	5,009,969	3.60	2.962	2.962	1.81	1.81	0.02	3	143,750	
4,000,000	3135G0V75	FEDERAL NATL MTG ASSN	AGY	AGY	Aaa	1.750 SA	01/02	07/02/2024	1.92	97.994	3,920	5	3,925,010	2.82	2.828	2.828	1.87	1.88	0.02	-10	70,000	
3,000,000	3135G0ZR7	FEDERAL NATL MTG ASSN	AGY	AGY	Aaa	2.625 SA	03/06	09/06/2024	2.08	99.277	2,978	31	3,009,591	2.16	2.981	2.981	2.01	2.01	0.03	6	78,750	
2,500,000	880591ER9	TENNESSEE VALLEY AUTH FED B	AGY	AGY	Aaa	2.875 SA	03/15	09/15/2024	2.17	99.730	2,493	27	2,520,004	1.81	3.006	3.006	2.03	2.03	0.03	9	71,875	
3,000,000	880591ER9	TENNESSEE VALLEY AUTH FED B	AGY	AGY	Aaa	2.875 SA	03/15	09/15/2024	2.17	99.730	2,992	32	3,024,004	2.17	3.006	3.006	2.03	2.03	0.03	9	86,250	
5,000,000	880591ER9	TENNESSEE VALLEY AUTH FED B	AGY	AGY	Aaa	2.875 SA	03/15	09/15/2024	2.17	99.730	4,987	54	5,040,007	3.62	3.006	3.006	2.03	2.03	0.03	9	143,750	
2,000,000	3137EAEP0	FEDERAL HOME LN MTG CORP	AGY	AGY	Aaa	1.500 SA	08/12	02/12/2025	2.50	96.639	1,933	14	1,946,697	1.40	2.884	2.884	2.44	2.45	0.04	1	30,000	
5,000,000	31422XXV9	FEDERAL AGRIC MTG CORP	AGY	AGY	Aaa	2.625 SA	10/21	04/21/2025	2.75	99.399	4,970	36	5,005,679	3.60	2.855	2.855	2.59	2.60	0.04	1	131,250	
5,000,000	9128284Z0	UNITED STATES TREAS NTS	TSY	TSY	Aaa	2.750 SA	02/28	08/31/2025	3.08	99.734	4,987	56	5,043,120	3.62	2.840	2.840	2.91	2.91	0.05	2	137,500	
5,000,000	3135G0K36	FEDERAL NATL MTG ASSN	AGY	AGY	Aaa	2.125 SA	10/24	04/24/2026	3.75	97.506	4,875	28	4,903,338	3.52	2.833	2.833	3.54	3.54	0.07	4	106,250	
2,000,000	3130A3DU5	FEDERAL HOME LOAN BANKS	AGY	AGY	Aaa	3.000 SA	03/12	03/12/2027	4.58	100.768	2,015	23	2,038,193	1.46	2.821	2.821	4.24	4.24	0.10	6	60,000	
2,000,000	3133EJDV8	FEDERAL FARM CR BKS	AGY	AGY	Aaa	3.150 SA	03/22	03/22/2027	4.67	101.351	2,027	22	2,049,245	1.47	2.837	2.837	4.25	4.26	0.11	8	63,000	
5,000,000	3130ASGU7	FEDERAL HOME LOAN BANKS	AGY	AGY	Aaa	3.500 SA	12/11	06/11/2027	4.83	103.284	5,164	21	5,185,103	3.72	2.774	2.774	4.44	4.45	0.11	2	175,000	
<b>137,500,000</b>					<b>Aaa</b>	<b>3.405</b>			<b>1.781</b>	<b>1.77</b>	<b>100.138</b>	<b>137,689</b>	<b>1,512</b>	<b>139,200,865</b>	<b>100.00</b>	<b>2.874</b>	<b>2.880</b>	<b>1.69</b>	<b>1.69</b>	<b>0.02</b>	<b>-1</b>	<b>4,681,950</b>

CUSIP	Description	Purchase Date	Rate/Coupon	Maturity	Par Value/Shares	Historical Cost	Market Value	Unrealized Gain/(Loss)	% Portfolio	Yield	Weighted Average Duration
<b>Arapahoe County July 2022</b>											
<b>Federal Farmers Credit Bank</b>											
3133EJDV8	FFCB	5/19/2022	3.150	3/22/2027	2,000,000	2,026,628	2,049,245	49,245.00	1.45	2.85	1.35
3133EKNX0	FFCB	7/12/2019	2.160	6/3/2024	2,000,000	2,022,260	1,983,240	(16,760.00)	1.45	1.92	2.33
<b>Total</b>					<b>4,000,000</b>	<b>4,048,888</b>	<b>4,032,485</b>	<b>32,485</b>	<b>2.91</b>	<b>2.39</b>	<b>1.84</b>
<b>Federal Home Loan Bank</b>											
3130A0F70	FHLB	5/28/2019	3.375	12/8/2023	5,000,000	5,265,550	5,048,206	48,206.00	3.64	2.14	4.41
3130A0XE5	FHLB	2/27/2019	3.250	3/8/2024	5,000,000	5,168,300	5,086,146	86,146.00	3.64	2.53	4.47
3130A0XE5	FHLB	3/26/2019	3.250	3/8/2024	5,000,000	5,000,000	5,086,146	86,146.00	3.64	1.83	3.26
3130A0XE5	FHLB	5/21/2019	3.250	3/8/2024	5,000,000	5,221,350	5,086,146	86,146.00	3.64	2.27	4.41
3130A1XJ2	FHLB	5/23/2019	2.875	6/14/2024	5,000,000	5,234,550	5,009,969	9,969.00	3.64	1.69	4.54
3130A3DU5	FHLB	7/21/2022	3.000	3/12/2027	2,000,000	1,985,600	2,038,193	38,193.00	1.45	3.09	4.60
3130ASGU7	FHLB	7/19/2022	3.500	6/11/2027	5,000,000	5,073,050	5,185,103	185,103.00	3.64	3.18	4.50
3133XN4B2	FHLB	3/18/2019	5.250	12/9/2022	8,000,000	8,793,440	8,129,853	129,853.00	5.82	2.45	2.77
<b>Total</b>					<b>40,000,000</b>	<b>41,741,840</b>	<b>40,669,762</b>	<b>669,762</b>	<b>29.09</b>	<b>2.40</b>	<b>4.12</b>
<b>Federal National Mortgage Association</b>											
3135G0U43	FNMA	2/27/2019	2.875	9/12/2023	5,000,000	5,076,500	5,047,955	47,955.00	3.64	2.52	4.17
3135G0U43	FNMA	4/22/2019	2.875	9/12/2023	5,000,000	5,106,900	5,047,955	47,955.00	3.64	2.36	4.17
3135G0ZR7	FNMA	2/23/2021	2.625	9/6/2024	3,000,000	3,253,062	3,009,591	9,591.00	2.18	0.23	0.63
3135GOK36	FNMA	6/9/2022	2.125	4/24/2026	5,000,000	4,849,950	4,903,338	(96,662.00)	3.64	2.95	3.79
3135GOV34	FNMA	5/7/2019	2.500	2/5/2024	5,000,000	5,045,750	5,032,767	32,767.00	3.64	2.30	4.41
3135GOV34	FNMA	7/12/2019	2.500	2/5/2024	3,000,000	3,083,760	3,019,660	19,660.00	2.18	1.86	4.41
3135GOV34	FNMA	7/1/2021	2.500	2/5/2024	5,000,000	5,280,570	5,032,767	32,767.00	3.64	0.36	0.65
3135GOV75	FNMA	7/23/2021	1.750	7/2/2024	4,000,000	4,167,560	3,925,010	(74,990.00)	2.91	0.32	0.65
<b>Total</b>					<b>35,000,000</b>	<b>35,864,052</b>	<b>35,019,043</b>	<b>19,043</b>	<b>25.45</b>	<b>1.61</b>	<b>2.86</b>
<b>Federal Home Loan Mortgage Corporation</b>											
3137EAEPO	FHLMC	2/10/2022	1.500	2/12/2025	2,000,000	1,996,740	1,946,697	(53,303.00)	1.45	1.56	2.95
<b>Total</b>					<b>2,000,000</b>	<b>1,996,740</b>	<b>1,946,697</b>	<b>(53,303)</b>	<b>1.45</b>	<b>1.56</b>	<b>2.95</b>
<b>Farmer Mac</b>											
31422XXV9	FAMCA	4/22/2022	2.650	4/21/2025	5,000,000	4,965,150	5,005,679	5,679.00	3.64	2.87	2.87
<b>Total</b>					<b>5,000,000</b>	<b>4,965,150</b>	<b>5,005,679</b>	<b>5,679</b>	<b>3.64</b>	<b>2.87</b>	<b>2.87</b>
<b>Corporate Bonds</b>											
594918AW4	MICROSOFT	3/29/2019	3.620	12/15/2023	5,000,000	5,260,900	5,080,553	80,553.00	3.64	1.83	4.28
857477AM5	STATE STREET	5/24/2019	3.700	11/20/2023	1,000,000	1,040,380	1,016,292	16,292.00	0.73	2.70	4.13
<b>Total</b>					<b>6,000,000</b>	<b>6,301,280</b>	<b>6,096,845</b>	<b>96,845</b>	<b>4.36</b>	<b>2.27</b>	<b>4.21</b>
<b>Tennessee Valley Authority</b>											
880591ER9	TVA	2/28/2020	2.875	9/15/2024	2,500,000	2,692,500	2,520,004	20,004.00	1.82	1.13	4.23
880591ER9	TVA	3/5/2020	2.875	9/15/2024	3,000,000	3,274,080	3,024,004	24,004.00	2.18	0.82	3.82
880591ER9	TVA	3/4/2021	2.875	9/15/2024	5,000,000	5,441,975	5,040,007	40,007.00	3.64	0.35	0.65
<b>Total</b>					<b>10,500,000</b>	<b>11,408,555</b>	<b>10,584,015</b>	<b>84,015</b>	<b>7.64</b>	<b>0.77</b>	<b>2.90</b>
<b>Treasury Notes</b>											
912810EM6	T-NOTE	7/15/2019	7.250	8/15/2022	2,500,000	2,909,141	2,586,988	86,988.00	1.82	1.77	2.71
912810EN4	T-NOTE	7/15/2019	7.625	11/15/2022	1,000,000	1,188,656	1,030,110	30,110.00	0.73	1.77	2.87
912810EP9	T-NOTE	6/4/2019	7.125	2/15/2023	5,000,000	5,942,578	5,283,095	283,095.00	3.64	1.83	3.26
912810EP9	T-NOTE	8/2/2019	7.125	2/15/2023	5,000,000	5,915,938	5,283,095	283,095.00	3.64	1.83	3.26
9128284A5	T-NOTE	5/24/2019	2.625	2/28/2023	1,500,000	1,528,184	1,513,637	13,637.00	1.09	2.10	3.55
9128284Z0	T-NOTE	2/24/2022	2.750	8/31/2025	5,000,000	5,158,906	5,043,120	43,120.00	3.64	1.81	2.87
9128285D8	T-NOTE	6/19/2019	2.875	9/30/2023	5,000,000	5,229,609	5,041,681	41,681.00	3.64	1.75	4.01
9128285P1	T-NOTE	4/3/2019	2.875	11/30/2023	5,000,000	5,136,250	5,017,923	17,923.00	3.64	2.26	4.31
912828B66	T-NOTE	4/26/2019	2.750	2/15/2024	5,000,000	5,102,461	5,046,693	46,693.00	3.64	2.30	4.46
<b>Total</b>					<b>35,000,000</b>	<b>38,111,723</b>	<b>35,846,342</b>	<b>846,342</b>	<b>25.45</b>	<b>1.94</b>	<b>3.48</b>
<b>Portfolio Total</b>					<b>137,500,000</b>	<b>144,438,228</b>	<b>137,500,000</b>	<b>1,700,868</b>	<b>100</b>	<b>1.97</b>	<b>3.15</b>