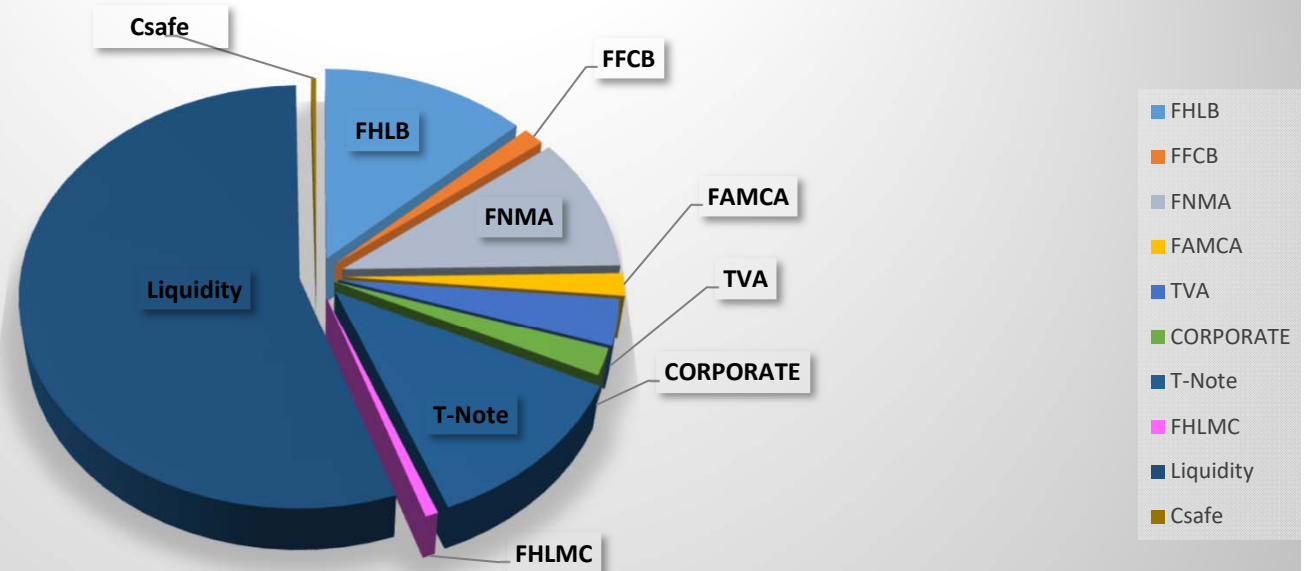


May 2022

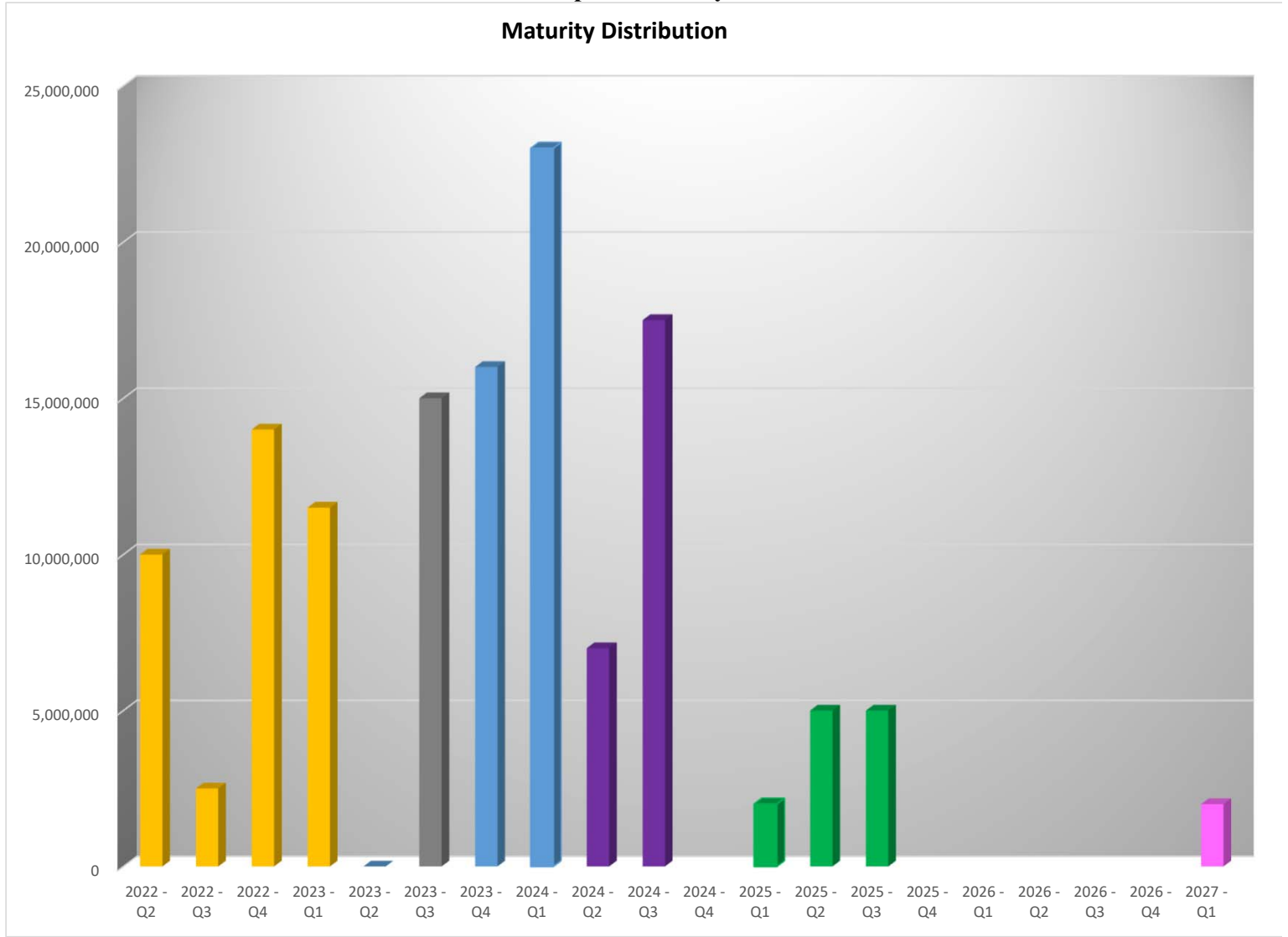
Arapahoe County Securities Held



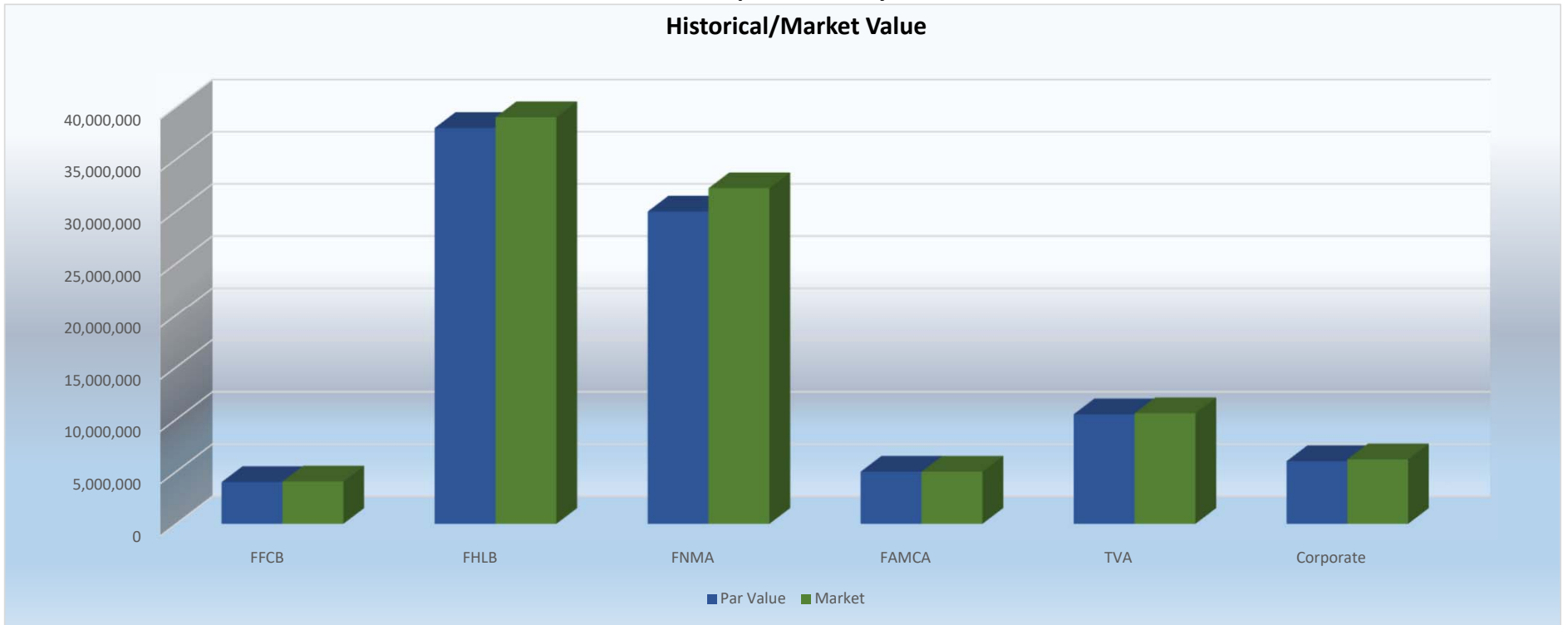
Description	Par Value	Market Value	Unrealized Gain/(Loss)	% Portfolio	Yield	Duration
FHLB	38,000,000	39,027,147	1,027,147	29.12	2.15	3.80
FFCB	4,000,000	4,049,395	49,395	3.07	2.39	1.84
FNMA	30,000,000	32,234,070	2,234,070	22.99	1.42	2.73
FAMCA	5,000,000	4,997,283	(2,717)	3.83	2.87	2.87
TVA	10,500,000	10,601,844	101,844	8.05	0.77	2.90
CORPORATE	6,000,000	6,178,007	178,007	4.60	2.27	4.21
T-Note	35,000,000	35,911,597	911,597	26.82	1.94	3.48
FHLMC	2,000,000	1,944,583	(55,417)	1.53	1.56	2.95
Liquidity	160,000,000	160,000,000	0	54.91	1.92	0
Csafe	892,689	892,689	0	0.31	1.92	0

May 2022
Arapahoe County
Maturity Distribution

Quarter	Amount	# of Securities
2022 - Q2	10,000,000	2
2022 - Q3	2,500,000	1
2022 - Q4	14,000,000	3
2023 - Q1	11,500,000	2
2023 - Q2	0	0
2023 - Q3	15,000,000	3
2023 - Q4	16,000,000	4
2024 - Q1	23,000,000	4
2024 - Q2	7,000,000	2
2024 - Q3	17,500,000	3
2024 - Q4		
2025 - Q1	2,000,000	1
2025 - Q2	5,000,000	1
2025 - Q3	5,000,000	1
2025 - Q4		
2026 - Q1		
2026 - Q2		
2026 - Q3		
2026 - Q4		
2027 - Q1	2,000,000	1

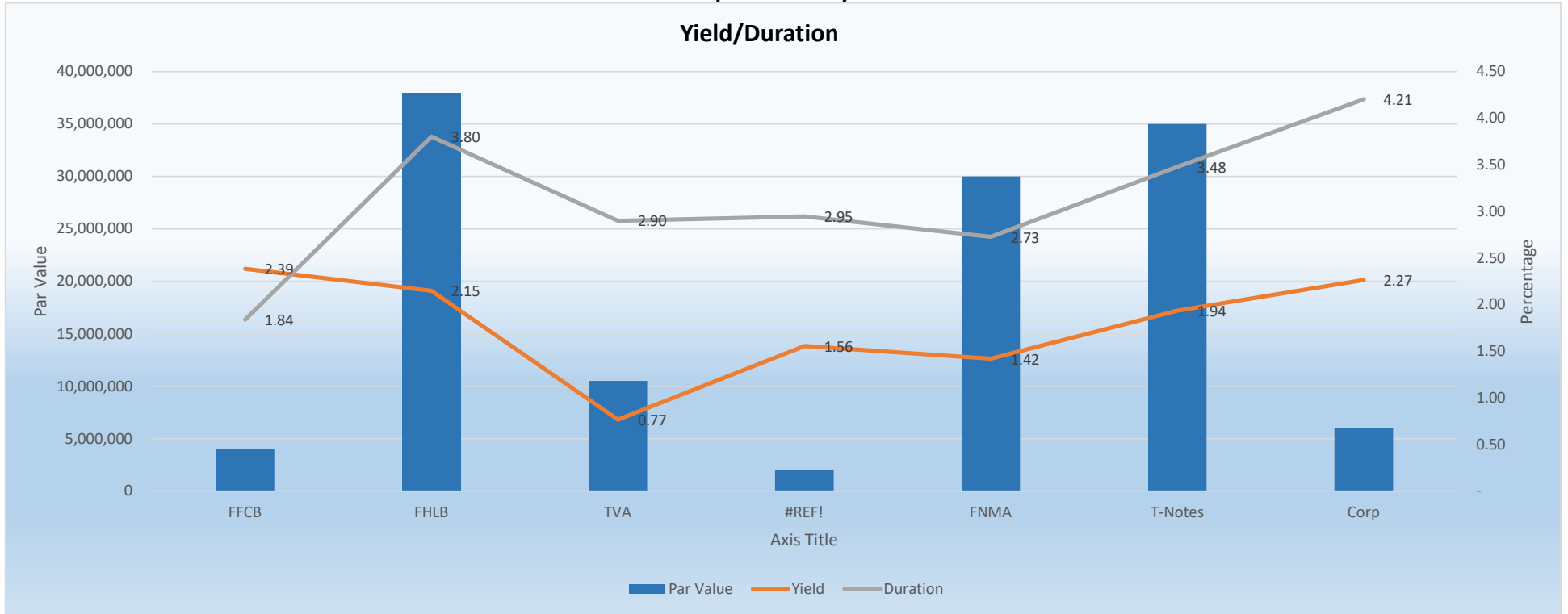


May 2022
Arapahoe County
Historical/Market Value



	Par Value	Market
FFCB	4,000,000	4,049,395
FHLB	38,000,000	39,027,147
FNMA	30,000,000	32,234,070
FAMCA	5,000,000	4,997,283
TVA	10,500,000	10,601,844
Corporate	6,000,000	6,178,007

**May 2022
Arapaho County
Yield/Duration**

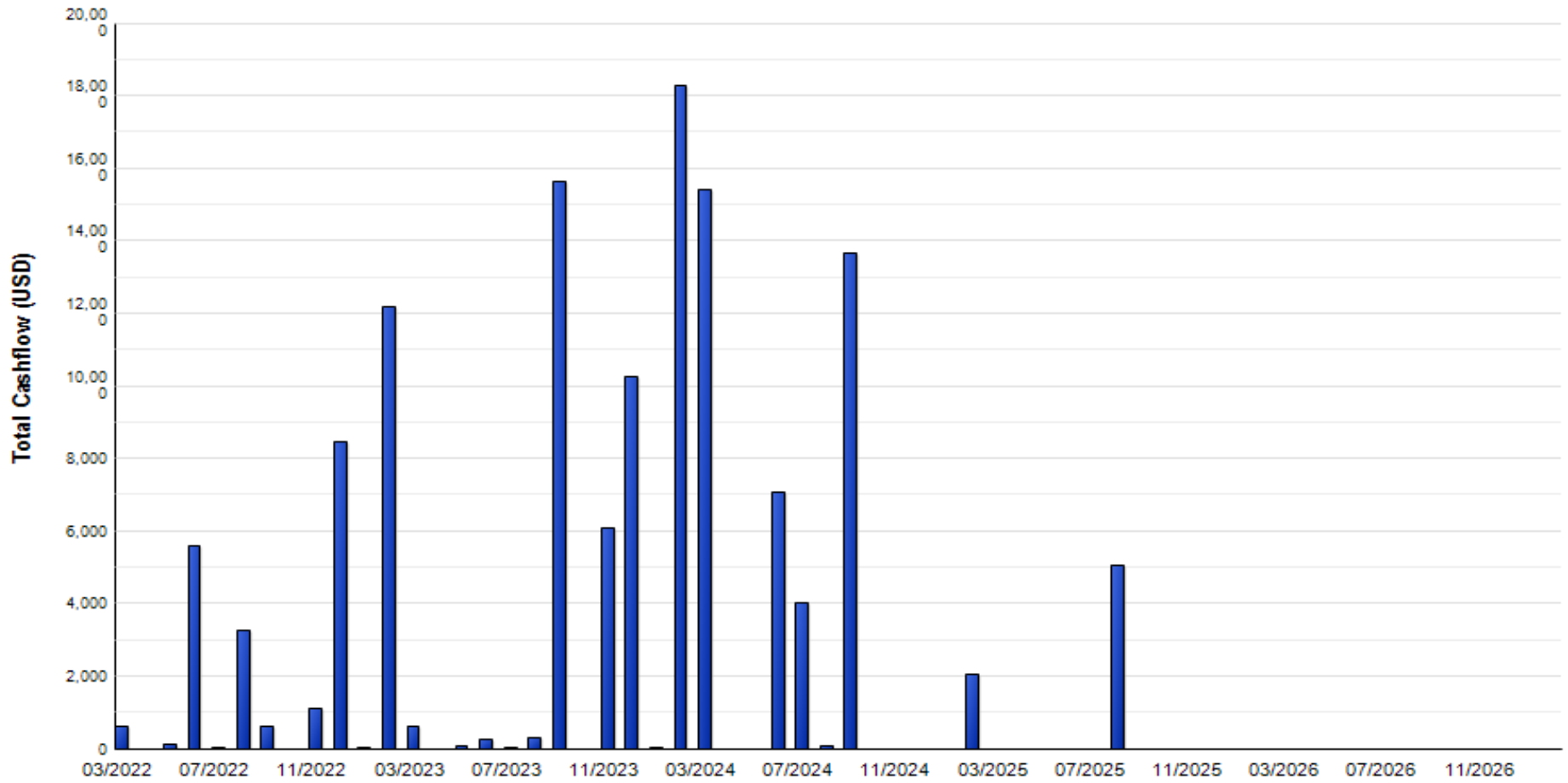


	Par Value	Yield	Duration
FFCB	4,000,000	2.39	1.84
FHLB	38,000,000	2.15	3.80
TVA	10,500,000	0.77	2.90
#REF!	2,000,000	1.56	2.95
FNMA	30,000,000	1.42	2.73
T-Notes	35,000,000	1.94	3.48
Corp	6,000,000	2.27	4.21

Portfolio: County of Arapahoe
Pricing Date: 05/31/2022
Period: 5 Years (05/31/2022 - 05/31/2027)

Frequency: Monthly
Cashflow To: Option
Currency: USD

County of Arapahoe (02/28/2022)



Portfolio: County of Arapahoe

Pricing Date: 05/31/2022

Par value	Identifier	Issuer Name	Sect	Industry	Moody's	Coupon Freq	Coup Date	Maturity	Avg Life	Price	Acc (UUU)	(UUU)	Mkt Value	(MV)	Y1W	Y1M	Mod Dur
5,000,000	3133XKWWY7	FEDERAL HOME LOAN BANKS	AGY	AGY	Aaa	5.250 SA	12/10	06/10/2022	0.03	100.111	5,006	125	5,130,237	3.86	0.789	0.789	0.03
2,500,000	912810EM6	UNITED STATES TREAS BDS	TSY	TSY	Aaa	7.250 SA	02/15	08/15/2022	0.25	101.263	2,532	53	2,584,148	1.94	1.194	1.194	0.21
1,000,000	912810EN4	UNITED STATES TREAS BDS	TSY	TSY	Aaa	7.625 SA	05/15	11/15/2022	0.50	102.731	1,027	3	1,030,625	0.78	1.594	1.594	0.45
8,000,000	3133XN4B2	FEDERAL HOME LOAN BANKS	AGY	AGY	Aaa	5.250 SA	06/09	12/09/2022	0.50	101.844	8,148	201	8,348,187	6.28	1.688	1.688	0.51
5,000,000	912810EP9	UNITED STATES TREAS BDS	TSY	TSY	Aaa	7.125 SA	08/15	02/15/2023	0.75	103.680	5,184	103	5,287,332	3.98	1.877	1.877	0.69
5,000,000	912810EP9	UNITED STATES TREAS BDS	TSY	TSY	Aaa	7.125 SA	08/15	02/15/2023	0.75	103.680	5,184	103	5,287,332	3.98	1.877	1.877	0.69
1,500,000	9128284A5	UNITED STATES TREAS NTS	TSY	TSY	Aaa	2.625 SA	08/31	02/28/2023	0.75	100.520	1,508	10	1,517,644	1.14	1.921	1.921	0.74
5,000,000	3135G0U43	FEDERAL NATL MTG ASSN	AGY	AGY	Aaa	2.875 SA	03/12	09/12/2023	1.25	100.713	5,036	32	5,067,195	3.81	2.305	2.305	1.25
5,000,000	3135G0U43	FEDERAL NATL MTG ASSN	AGY	AGY	Aaa	2.875 SA	03/12	09/12/2023	1.25	100.713	5,036	32	5,067,195	3.81	2.305	2.305	1.25
5,000,000	9128285D8	UNITED STATES TREAS NTS	TSY	TSY	Aaa	2.875 SA	03/31	09/30/2023	1.33	100.805	5,040	24	5,064,208	3.81	2.257	2.257	1.30
1,000,000	857477AM5	STATE STR CORP	FIN	Bank	A1	3.700 SA	05/20	11/20/2023	1.50	101.760	1,018	1	1,018,731	0.77	2.473	2.473	1.43
5,000,000	9128285P1	UNITED STATES TREAS NTS	TSY	TSY	Aaa	2.875 SA	05/31	11/30/2023	1.50	100.805	5,040	0	5,040,250	3.79	2.326	2.326	1.46
5,000,000	3130A0F70	FEDERAL HOME LOAN BANKS	AGY	AGY	Aaa	3.375 SA	06/08	12/08/2023	1.50	101.401	5,070	81	5,151,144	3.88	2.430	2.430	1.46
5,000,000	594918AW4	MICROSOFT CORP	IND	Info Tech	Aaa	3.625 SA	06/15	12/15/2023	1.33	101.514	5,076	84	5,159,276	3.88	2.426	2.614	1.47
5,000,000	3135G0V34	FEDERAL NATL MTG ASSN	AGY	AGY	Aaa	2.500 SA	08/05	02/05/2024	1.67	99.935	4,997	40	5,037,028	3.79	2.539	2.539	1.62
5,000,000	3135G0V34	FEDERAL NATL MTG ASSN	AGY	AGY	Aaa	2.500 SA	08/05	02/05/2024	1.67	99.935	4,997	40	5,037,028	3.79	2.539	2.539	1.62
3,000,000	3135G0V34	FEDERAL NATL MTG ASSN	AGY	AGY	Aaa	2.500 SA	08/05	02/05/2024	1.67	99.935	2,998	24	3,022,217	2.27	2.539	2.539	1.62
5,000,000	912828B66	UNITED STATES TREAS NTS	TSY	TSY	Aaa	2.750 SA	08/15	02/15/2024	1.75	100.535	5,027	40	5,066,633	3.81	2.427	2.427	1.65
5,000,000	3130A0XE5	FEDERAL HOME LOAN BANKS	AGY	AGY	Aaa	3.250 SA	09/08	03/08/2024	1.75	101.258	5,063	37	5,100,365	3.84	2.517	2.517	1.70
5,000,000	3130A0XE5	FEDERAL HOME LOAN BANKS	AGY	AGY	Aaa	3.250 SA	09/08	03/08/2024	1.75	101.258	5,063	37	5,100,365	3.84	2.517	2.517	1.70
5,000,000	3130A0XE5	FEDERAL HOME LOAN BANKS	AGY	AGY	Aaa	3.250 SA	09/08	03/08/2024	1.75	101.258	5,063	37	5,100,365	3.84	2.517	2.517	1.70
2,000,000	3133EKNX0	FEDERAL FARM CR BKS	AGY	AGY	Aaa	2.160 SA	12/03	06/03/2024	2.00	99.476	1,990	21	2,010,880	1.51	2.429	2.429	1.93
5,000,000	3130A1XJ2	FEDERAL HOME LOAN BANKS	AGY	AGY	Aaa	2.875 SA	12/14	06/14/2024	2.00	100.596	5,030	67	5,096,484	3.83	2.572	2.572	1.94
4,000,000	3135G0V75	FEDERAL NATL MTG ASSN	AGY	AGY	Aaa	1.750 SA	01/02	07/02/2024	2.08	98.441	3,938	29	3,966,612	2.98	2.521	2.521	2.02
3,000,000	3135G0ZR7	FEDERAL NATL MTG ASSN	AGY	AGY	Aaa	2.625 SA	03/06	09/06/2024	2.25	100.113	3,003	19	3,021,984	2.27	2.572	2.572	2.17
2,500,000	880591ER9	TENNESSEE VALLEY AUTH	AGY	AGY	Aaa	2.875 SA	03/15	09/15/2024	2.33	100.363	2,509	15	2,524,249	1.90	2.709	2.709	2.19
3,000,000	880591ER9	TENNESSEE VALLEY AUTH	AGY	AGY	Aaa	2.875 SA	03/15	09/15/2024	2.33	100.363	3,011	18	3,029,098	2.28	2.709	2.709	2.19
5,000,000	880591ER9	TENNESSEE VALLEY AUTH	AGY	AGY	Aaa	2.875 SA	03/15	09/15/2024	2.33	100.363	5,018	30	5,048,497	3.80	2.709	2.709	2.19

CUSIP	Description	Purchase Date	Rate/Coupon	Maturity	Par Value/Shares	Historical Cost	Market Value	Unrealized Gain/(Loss)	% Portfolio	Yield	Weighted Average Duration
Arapahoe County May 2022											
Federal Farmers Credit Bank											
3133EJDV8	FFCB	5/19/2027	3.150	3/22/2027	2,000,000	2,026,628	2,038,515	38,515.00	1.53	2.85	1.35
3133EKNX0	FFCB	7/12/2019	2.160	6/3/2024	2,000,000	2,022,260	2,010,880	10,880.00	1.53	1.92	2.33
Total					4,000,000	4,048,888	4,049,395	49,395	3.07	2.39	1.84
Federal Home Loan Bank											
3133XKWY7	FHLB	5/28/2019	5.250	6/10/2022	5,000,000	5,454,150	5,130,237	130,237.00	3.83	2.14	2.76
3130A0F70	FHLB	5/28/2019	3.375	12/8/2023	5,000,000	5,265,550	5,151,144	151,144.00	3.83	2.14	4.41
3130A0XE5	FHLB	2/27/2019	3.250	3/8/2024	5,000,000	5,168,300	5,100,365	100,365.00	3.83	2.53	4.47
3130A0XE5	FHLB	3/26/2019	3.250	3/8/2024	5,000,000	5,000,000	5,100,365	100,365.00	3.83	1.83	3.26
3130A0XE5	FHLB	5/21/2019	3.250	3/8/2024	5,000,000	5,221,350	5,100,365	100,365.00	3.83	2.27	4.41
3130A1XJ2	FHLB	5/23/2019	2.875	6/14/2024	5,000,000	5,234,550	5,096,484	96,484.00	3.83	1.69	4.54
3133XN4B2	FHLB	3/18/2019	5.250	12/9/2022	8,000,000	8,793,440	8,348,187	348,187.00	6.13	2.45	2.77
Total					38,000,000	40,137,340	39,027,147	1,027,147	29.12	2.15	3.80
Federal National Mortgage Company											
3135G0U43	FNMA	2/27/2019	2.875	9/12/2023	5,000,000	5,076,500	5,067,195	67,195.00	3.83	2.52	4.17
3135G0U43	FNMA	4/22/2019	2.875	9/12/2023	5,000,000	5,106,900	5,067,195	67,195.00	3.83	2.36	4.17
3135G0ZR7	FNMA	2/23/2021	2.625	9/6/2024	3,000,000	3,253,062	3,021,984	21,984.00	2.30	0.23	0.63
3135GOV34	FNMA	5/7/2019	2.500	2/5/2024	5,000,000	5,045,750	5,037,028	37,028.00	3.83	2.30	4.41
3135GOV34	FNMA	7/12/2019	2.500	2/5/2024	3,000,000	3,083,760	5,037,028	2,037,028.00	2.30	1.86	4.41
3135GOV34	FNMA	7/1/2021	2.500	2/5/2024	5,000,000	5,280,570	5,037,028	37,028.00	3.83	0.36	0.65
3135GOV75	FNMA	7/23/2021	1.750	7/2/2024	4,000,000	4,167,560	3,966,612	(33,388.00)	3.07	0.32	0.65
Total					30,000,000	31,014,102	32,234,070	2,234,070	22.99	1.42	2.73
Federal Home Loan Mortgage Company											
3137EAEP0	FHLMC	2/10/2022	1.500	2/12/2025	2,000,000	1,996,740	1,944,583	(55,417.00)	1.53	1.56	2.95
Total					2,000,000	1,996,740	1,944,583	(55,417)	1.53	1.56	2.95
Farmer Mac											
31422XXV9	FAMCA	4/22/2022	2.650	4/21/2025	5,000,000	4,965,150	4,997,283	(2,717.00)	3.83	2.87	2.87
Total					5,000,000	4,965,150	4,997,283	(2,717)	3.83	2.87	2.87
Corporate Bonds											
594918AW4	MICROSOFT	3/29/2019	3.620	12/15/2023	5,000,000	5,260,900	5,159,276	159,276.00	3.83	1.83	4.28
857477AM5	STATE STREET	5/24/2019	3.700	11/20/2023	1,000,000	1,040,380	1,018,731	18,731.00	0.77	2.70	4.13
Total					6,000,000	6,301,280	6,178,007	178,007	4.60	2.27	4.21
Tennessee Valley Authority											
880591ER9	TVA	2/28/2020	2.875	9/15/2024	2,500,000	2,692,500	2,524,249	24,249.00	1.92	1.13	4.23
880591ER9	TVA	3/5/2020	2.875	9/15/2024	3,000,000	3,274,080	3,029,098	29,098.00	2.30	0.82	3.82
880591ER9	TVA	3/4/2021	2.875	9/15/2024	5,000,000	5,441,975	5,048,497	48,497.00	3.83	0.35	0.65
Total					10,500,000	11,408,555	10,601,844	101,844	8.05	0.77	2.90
Treasury Notes											
912810EM6	T-NOTE	7/15/2019	7.250	8/15/2022	2,500,000	2,909,141	2,584,148	84,148.00	1.92	1.77	2.71
912810EN4	T-NOTE	7/15/2019	7.625	11/15/2022	1,000,000	1,188,656	1,030,625	30,625.00	0.77	1.77	2.87
912810EP9	T-NOTE	6/4/2019	7.125	2/15/2023	5,000,000	5,942,578	5,287,332	287,332.00	3.83	1.83	3.26
912810EP9	T-NOTE	8/2/2019	7.125	2/15/2023	5,000,000	5,915,938	5,287,332	287,332.00	3.83	1.83	3.26
9128284A5	T-NOTE	5/24/2019	2.625	2/28/2023	1,500,000	1,528,184	1,517,644	17,644.00	1.15	2.10	3.55
9128284Z0	T-NOTE	2/24/2022	2.750	8/31/2025	5,000,000	5,158,906	5,033,425	33,425.00	3.83	1.81	2.87
9128285D8	T-NOTE	6/19/2019	2.875	9/30/2023	5,000,000	5,229,609	5,064,208	64,208.00	3.83	1.75	4.01
9128285P1	T-NOTE	4/3/2019	2.875	11/30/2023	5,000,000	5,136,250	5,040,250	40,250.00	3.83	2.26	4.31
912828B66	T-NOTE	4/26/2019	2.750	2/15/2024	5,000,000	5,102,461	5,066,633	66,633.00	3.83	2.30	4.46
Total					35,000,000	38,111,723	35,911,597	911,597	26.82	1.94	3.48
Portfolio Total					130,500,000	137,983,778	134,943,926	4,443,926	100	1.92	3.10