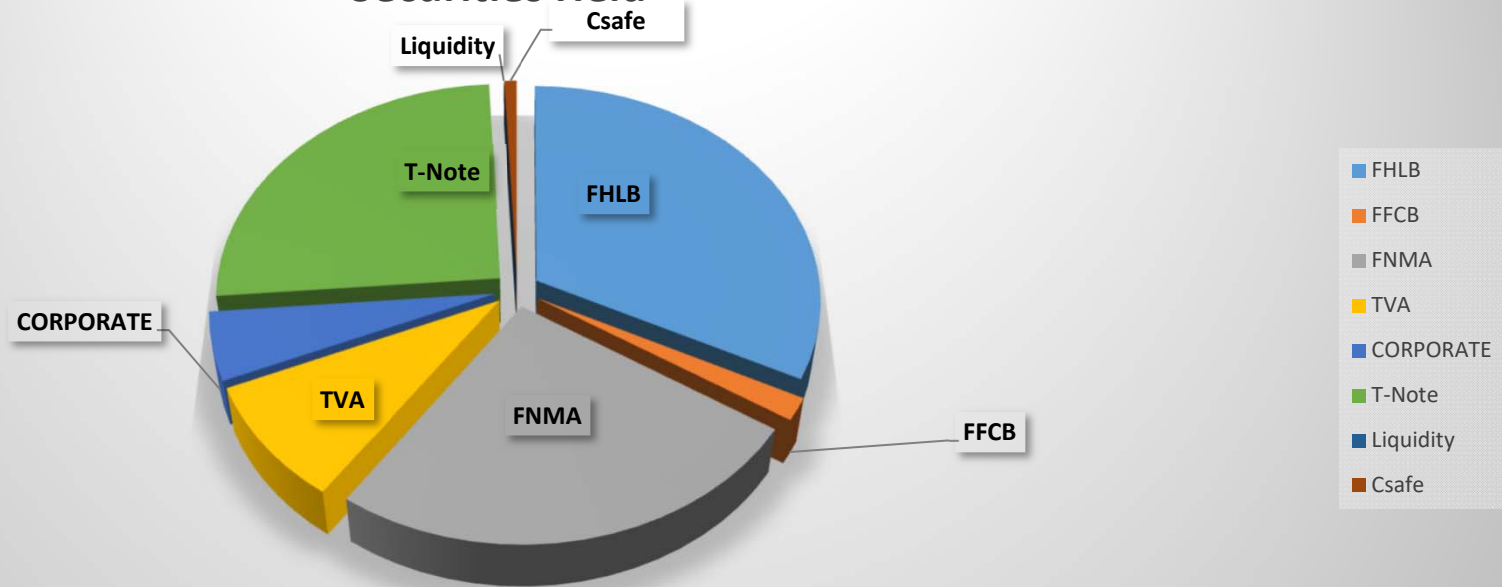
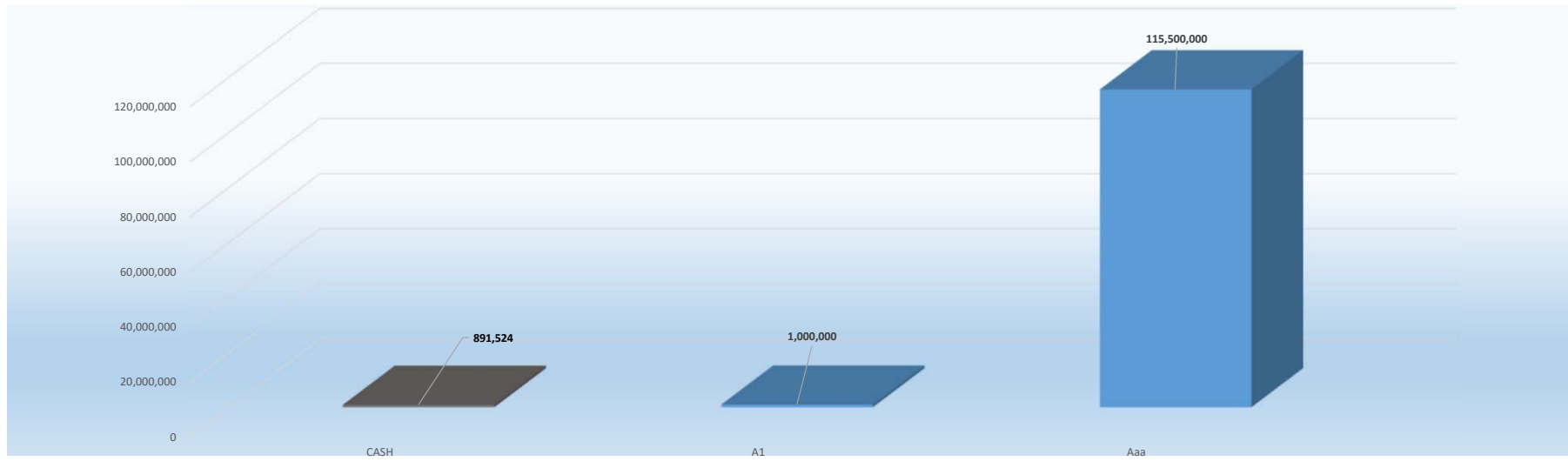


## December 2021 Arapahoe County Securities Held



Description	Par Value	Market Value	Unrealized Gain/(Loss)	% Portfolio	Yield	Duration
FHLB	38,000,000	40,541,640	27,576,373	32.62	2.15	3.80
FFCB	2,000,000	2,091,280	1,072,579	1.72	1.92	2.33
FNMA	30,000,000	31,406,286	31,127,644	25.75	1.42	2.73
TVA	10,500,000	11,168,636	15,704,837	9.01	0.77	2.90
CORPORATE	6,000,000	6,408,171	8,392,680	5.15	2.27	4.21
T-Note	30,000,000	32,089,051	38,964,887	25.75	1.95	3.55
Liquidity	0	0	0	0.00	1.89	0.00
Csafe	891,524	891,524	0	0.76	1.92	0.00

Credit Ratings



Security Description	Par	Rating	Security Description	Par	Rating
C-Safe	CASH	891,524	FEDERAL NATL MTG ASSN	5,000,000	Aaa
Liquidity	CASH	0	FEDERAL NATL MTG ASSN	3,000,000	Aaa
FEDERAL HOME LOAN BANKS	5,000,000	Aaa	UNITED STATES TREAS NTS	5,000,000	Aaa
UNITED STATES TREAS BDS	2,500,000	Aaa	FEDERAL HOME LOAN BANKS	5,000,000	Aaa
UNITED STATES TREAS BDS	1,000,000	Aaa	FEDERAL HOME LOAN BANKS	5,000,000	Aaa
FEDERAL HOME LOAN BANKS	8,000,000	Aaa	FEDERAL HOME LOAN BANKS	5,000,000	Aaa
UNITED STATES TREAS BDS	5,000,000	Aaa	FEDERAL FARM CR BKS	2,000,000	Aaa
UNITED STATES TREAS BDS	5,000,000	Aaa	FEDERAL HOME LOAN BANKS	5,000,000	Aaa
UNITED STATES TREAS NTS	1,500,000	Aaa	FEDERAL NATL MTG ASSN	4,000,000	Aaa
FEDERAL NATL MTG ASSN	5,000,000	Aaa	FEDERAL NATL MTG ASSN	3,000,000	Aaa
FEDERAL NATL MTG ASSN	5,000,000	Aaa	TENNESSEE VALLEY AUTH FED	2,500,000	Aaa
UNITED STATES TREAS NTS	5,000,000	Aaa	TENNESSEE VALLEY AUTH FED	3,000,000	Aaa
STATE STR CORP	1,000,000	A1	TENNESSEE VALLEY AUTH FED	5,000,000	Aaa
UNITED STATES TREAS NTS	5,000,000	Aaa	MICROSOFT CORP	5,000,000	Aaa
FEDERAL HOME LOAN BANKS	5,000,000	Aaa	FEDERAL NATL MTG ASSN	5,000,000	Aaa

July 2021

**December 2021**  
**Arapahoe County**  
**Historical/Market Value**

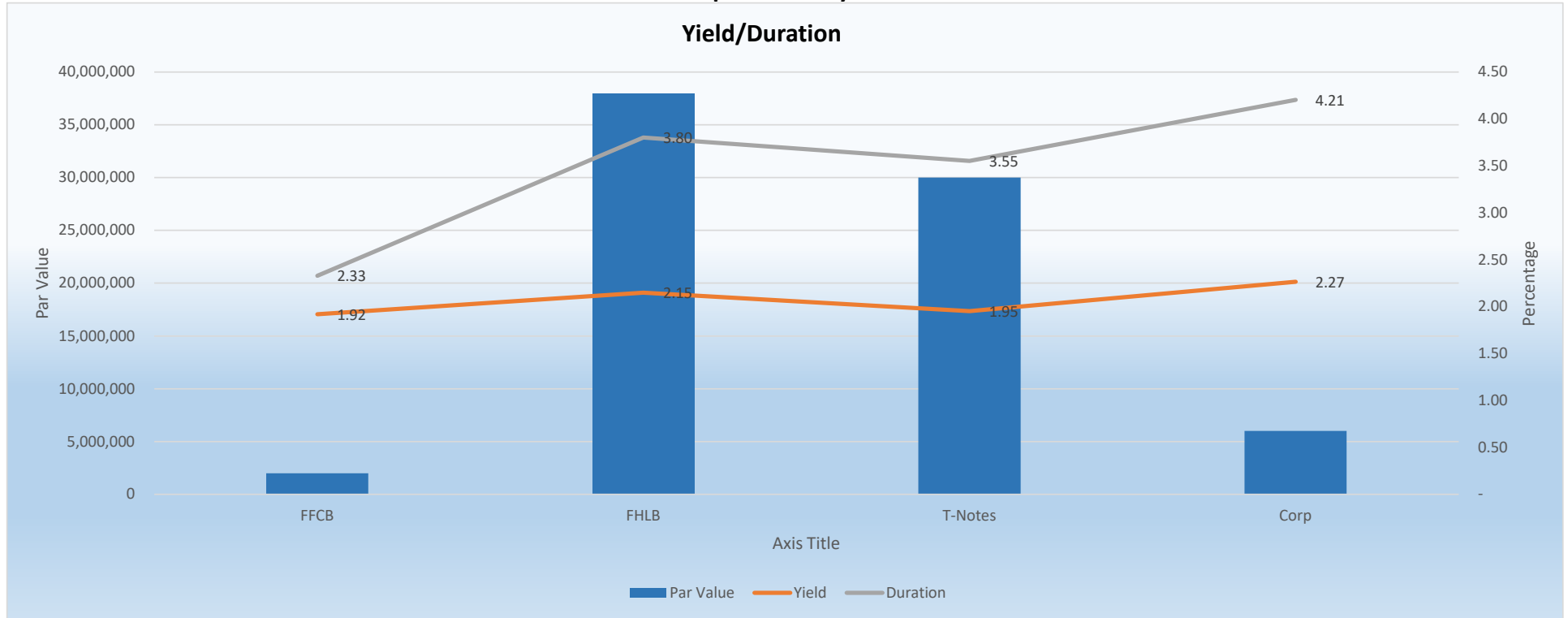


	<b>Par Value</b>	<b>Market</b>
<b>FFCB</b>	2,000,000	2,091,280
<b>FHLB</b>	38,000,000	40,541,640
<b>FNMA</b>	30,000,000	31,406,286
<b>TVA</b>	10,500,000	11,168,636
<b>Corporate</b>	6,000,000	6,408,171

July 2021

### December 2021 Arapaho County

#### Yield/Duration

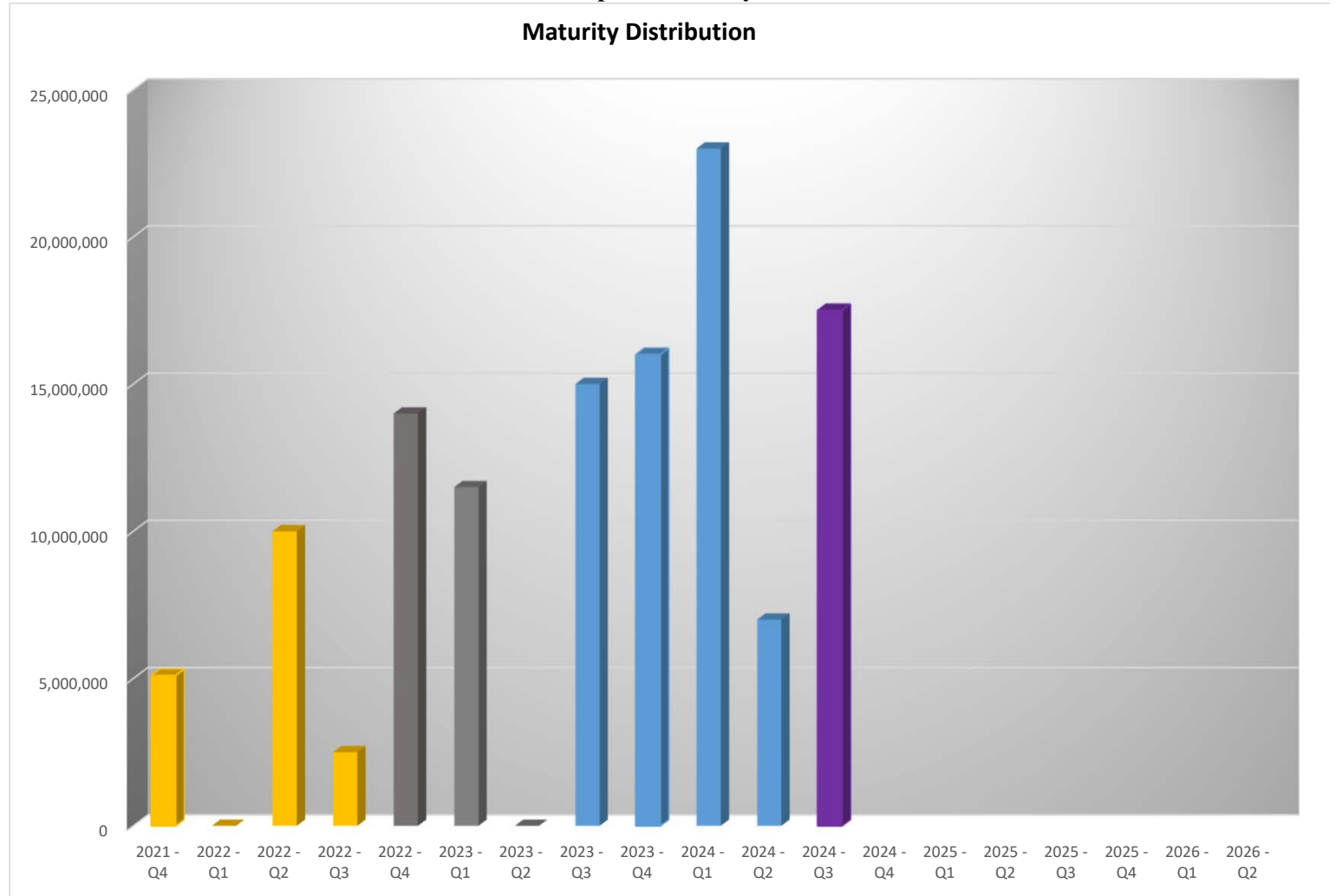


	Par Value	Yield	Duration
<b>FFCB</b>	2,000,000	1.92	2.33
<b>FHLB</b>	38,000,000	2.15	3.80
<b>T-Notes</b>	30,000,000	1.95	3.55
<b>Corp</b>	6,000,000	2.27	4.21

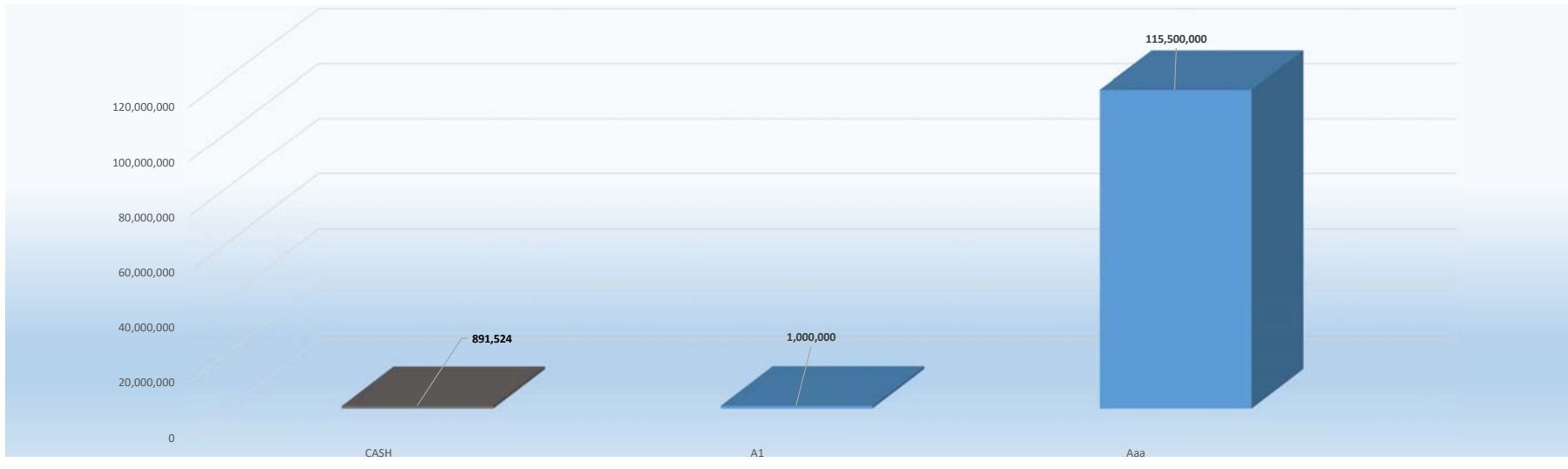
July 2021

Quarter	Amount	# of Securities
2021 - Q4	5,100,000	2
2022 - Q1	0	0
2022 - Q2	10,000,000	2
2022 - Q3	2,500,000	1
2022 - Q4	14,000,000	3
2023 - Q1	11,500,000	2
2023 - Q2	0	0
2023 - Q3	15,000,000	3
2023 - Q4	16,000,000	4
2024 - Q1	23,000,000	4
2024 - Q2	7,000,000	2
2024 - Q3	17,500,000	3
2024 - Q4		
2025 - Q1		
2025 - Q2		
2025 - Q3		
2025 - Q4		
2026 - Q1		
2026 - Q2		

**December 2021**  
**Arapahoe County**  
**Maturity Distribution**



Credit Ratings



Security Description	Par	Rating	Security Description	Par	Rating
C-Safe	CASH	891,524	FEDERAL NATL MTG ASSN	5,000,000	Aaa
Liquidity	CASH	0	FEDERAL NATL MTG ASSN	3,000,000	Aaa
FEDERAL HOME LOAN BANKS	5,000,000	Aaa	UNITED STATES TREAS NTS	5,000,000	Aaa
UNITED STATES TREAS BDS	2,500,000	Aaa	FEDERAL HOME LOAN BANKS	5,000,000	Aaa
UNITED STATES TREAS BDS	1,000,000	Aaa	FEDERAL HOME LOAN BANKS	5,000,000	Aaa
FEDERAL HOME LOAN BANKS	8,000,000	Aaa	FEDERAL HOME LOAN BANKS	5,000,000	Aaa
UNITED STATES TREAS BDS	5,000,000	Aaa	FEDERAL FARM CR BKS	2,000,000	Aaa
UNITED STATES TREAS BDS	5,000,000	Aaa	FEDERAL HOME LOAN BANKS	5,000,000	Aaa
UNITED STATES TREAS NTS	1,500,000	Aaa	FEDERAL NATL MTG ASSN	4,000,000	Aaa
FEDERAL NATL MTG ASSN	5,000,000	Aaa	FEDERAL NATL MTG ASSN	3,000,000	Aaa
FEDERAL NATL MTG ASSN	5,000,000	Aaa	TENNESSEE VALLEY AUTH FED	2,500,000	Aaa
UNITED STATES TREAS NTS	5,000,000	Aaa	TENNESSEE VALLEY AUTH FED	3,000,000	Aaa
STATE STR CORP	1,000,000	A1	TENNESSEE VALLEY AUTH FED	5,000,000	Aaa
UNITED STATES TREAS NTS	5,000,000	Aaa	MICROSOFT CORP	5,000,000	Aaa
FEDERAL HOME LOAN BANKS	5,000,000	Aaa	FEDERAL NATL MTG ASSN	5,000,000	Aaa

CUSIP	Description	Purchase Date	Rate/Coupon	Maturity	Par Value/Shares	Historical Cost	Market Value	Unrealized Gain/(Loss)	% Portfolio	Yield	Weighted Average Duration
<b>Arapahoe County January 2022</b>											
<b>Federal Farmers Credit Bank</b>											
3133EKNX0	FFCB	7/12/2019	2.160	6/3/2024	2,000,000	2,022,260	2,075,860	75,860.00	1.72	1.92	2.33
<b>Total</b>					<b>2,000,000</b>	<b>2,022,260</b>	<b>2,075,860</b>	<b>75,860</b>	<b>1.72</b>	<b>1.92</b>	<b>2.33</b>
<b>Federal Home Loan Bank</b>											
3133XKWY7	FHLB	5/28/2019	5.250	6/10/2022	5,000,000	5,454,150	5,123,912	123,912.00	4.29	2.14	2.76
3133XN4B2	FHLB	3/18/2019	5.250	12/9/2022	8,000,000	8,793,440	8,392,067	392,067.00	6.87	2.45	2.77
3130A0F70	FHLB	5/28/2019	3.375	12/8/2023	5,000,000	5,265,550	5,264,431	264,431.00	4.29	2.14	4.41
3130A0XE5	FHLB	2/27/2019	3.250	3/8/2024	5,000,000	5,168,300	5,312,307	312,307.00	4.29	2.53	4.47
3130A0XE5	FHLB	3/26/2019	3.250	3/8/2024	5,000,000	5,000,000	5,312,307	312,307.00	4.29	1.83	3.26
3130A0XE5	FHLB	5/21/2019	3.250	3/8/2024	5,000,000	5,221,350	5,312,307	312,307.00	4.29	2.27	4.41
3130A1XJ2	FHLB	5/23/2019	2.875	6/14/2024	5,000,000	5,234,550	5,250,138	250,138.00	4.29	1.69	4.54
<b>Total</b>					<b>38,000,000</b>	<b>40,137,340</b>	<b>39,967,469</b>	<b>1,967,469</b>	<b>32.62</b>	<b>2.15</b>	<b>3.80</b>
<b>Federal National Mortgage Association</b>											
3135G0U43	FNMA	2/27/2019	2.875	9/12/2023	5,000,000	5,076,500	5,228,424	228,424.00	4.29	2.52	4.17
3135G0U43	FNMA	4/22/2019	2.875	9/12/2023	5,000,000	5,106,900	5,228,424	228,424.00	4.29	2.36	4.17
3135GOV34	FNMA	5/7/2019	2.500	2/5/2024	5,000,000	5,045,750	5,228,594	228,594.00	4.29	2.30	4.41
3135GOV34	FNMA	7/12/2019	2.500	2/5/2024	3,000,000	3,083,760	3,137,157	137,157.00	2.58	1.86	4.41
3135GOV34	FNMA	7/1/2021	2.500	2/5/2024	5,000,000	5,280,570	5,228,594	228,594.00	4.29	0.36	0.65
3135GOV75	FNMA	7/23/2021	1.750	7/2/2024	4,000,000	4,167,560	4,123,245	123,245.00	3.43	0.32	0.65
3135G0ZR7	FNMA	2/23/2021	2.625	9/6/2024	3,000,000	3,253,062	3,164,086	164,086.00	2.58	0.23	0.63
<b>Total</b>					<b>30,000,000</b>	<b>31,014,102</b>	<b>31,338,524</b>	<b>1,338,524</b>	<b>25.75</b>	<b>1.42</b>	<b>2.73</b>
<b>Corporate</b>											
594918AW4	MICROSOFT	3/29/2019	3.620	12/15/2023	5,000,000	5,260,900	5,271,555	271,555.00	4.29	1.83	4.28
857477AM5	STATE STREET	5/24/2019	3.700	11/20/2023	1,000,000	1,040,380	1,056,494	56,494.00	0.86	2.70	4.13
<b>Total</b>					<b>6,000,000</b>	<b>6,301,280</b>	<b>6,328,049</b>	<b>328,049</b>	<b>5.15</b>	<b>2.27</b>	<b>4.21</b>
<b>Treasury Notes</b>											
912810EM6	T-NOTE	7/15/2019	7.250	8/15/2022	2,500,000	2,909,141	2,675,394	175,394.00	2.15	1.77	2.71
912810EN4	T-NOTE	7/15/2019	7.625	11/15/2022	1,000,000	1,188,656	1,072,579	72,579.00	0.86	1.77	2.87
912810EP9	T-NOTE	6/4/2019	7.125	2/15/2023	5,000,000	5,942,578	5,505,494	505,494.00	4.29	1.83	3.26
912810EP9	T-NOTE	8/2/2019	7.125	2/15/2023	5,000,000	5,915,938	5,505,494	505,494.00	4.29	1.83	3.26
9128284A5	T-NOTE	5/24/2019	2.625	2/28/2023	1,500,000	1,528,184	1,550,365	50,365.00	1.29	2.10	3.55
9128285D8	T-NOTE	6/19/2019	2.875	9/30/2023	5,000,000	5,229,609	5,227,332	227,332.00	4.29	1.75	4.01
9128285P1	T-NOTE	4/3/2019	2.875	11/30/2023	5,000,000	5,136,250	5,217,543	217,543.00	4.29	2.26	4.31
912828B66	T-NOTE	4/26/2019	2.750	2/15/2024	5,000,000	5,102,461	5,259,962	259,962.00	4.29	2.30	4.46
<b>Total</b>					<b>30,000,000</b>	<b>32,952,816</b>	<b>32,014,163</b>	<b>2,014,163</b>	<b>25.75</b>	<b>1.95</b>	<b>3.55</b>
<b>Tennessee Valley Authority</b>											
880591ER9	TVA	2/28/2020	2.875	9/15/2024	2,500,000	2,692,500	2,646,413	146,413.00	2.15	1.13	4.23
880591ER9	TVA	3/5/2020	2.875	9/15/2024	3,000,000	3,274,080	3,175,696	175,696.00	2.58	0.82	3.82
880591ER9	TVA	3/4/2021	2.875	9/15/2024	5,000,000	5,441,975	5,292,826	292,826.00	4.29	0.35	0.65
<b>Total</b>					<b>10,500,000</b>	<b>11,408,555</b>	<b>11,114,935</b>	<b>614,935</b>	<b>9.01</b>	<b>0.77</b>	<b>2.90</b>
<b>Portfolio Total</b>					<b>116,500,000</b>	<b>123,836,353</b>	<b>122,839,000</b>	<b>6,339,000</b>	<b>100.00</b>	<b>1.75</b>	<b>3.25</b>