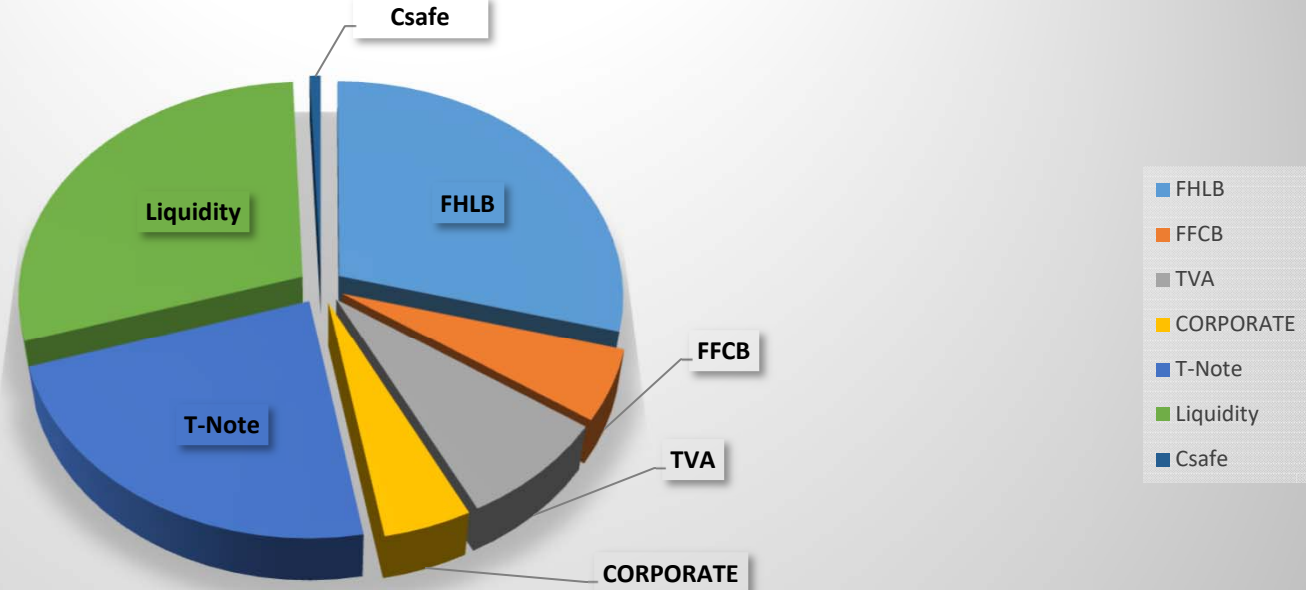


GASB 40

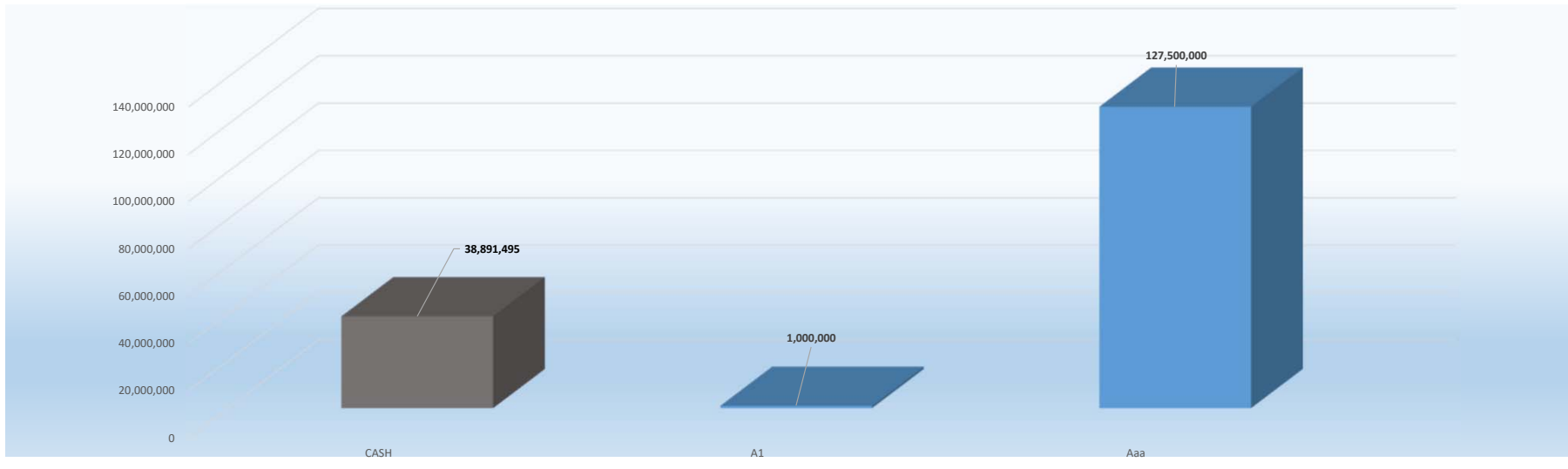
CUSIP	Description	Purchase Date	Rate/Coupon	Maturity	Par Value/Shares	Historical Cost	Market Value	Unrealized Gain/(Loss)	% Portfolio	Yield	Weighted Average Duration
Arapahoe County October 2021											
Federal Farmers Credit Bank											
31331XHX3	FFCB	6/12/2019	5.050	12/21/2021	5,000,000	5,378,750	5,123,978	123,978.00	4.12	1.96	2.33
3133EKNX0	FFCB	7/12/2019	2.160	6/3/2024	2,000,000	2,022,260	2,091,660	91,660.00	1.65	1.92	2.33
Total					7,000,000	7,401,010	7,215,638	215,638	5.76	1.94	2.33
Federal Home Loan Banks											
3130A0F70	FHLB	5/28/2019	3.375	12/8/2023	5,000,000	5,265,550	5,361,544	361,544.00	4.12	2.14	4.41
3130A0XE5	FHLB	2/27/2019	3.250	3/8/2024	5,000,000	5,168,300	5,328,921	328,921.00	4.12	2.53	4.47
3130A0XE5	FHLB	3/26/2019	3.250	3/8/2024	5,000,000	5,000,000	5,328,921	328,921.00	4.12	1.83	3.26
3130A0XE5	FHLB	5/21/2019	3.250	3/8/2024	5,000,000	5,221,350	5,328,921	328,921.00	4.12	2.27	4.41
3130A1XJ2	FHLB	5/23/2019	2.875	6/14/2024	5,000,000	5,234,550	5,334,406	334,406.00	4.12	1.69	4.54
3133XKWY7	FHLB	5/28/2019	5.250	6/10/2022	5,000,000	5,454,150	5,257,504	257,504.00	4.12	2.14	2.76
3133XN4B2	FHLB	3/18/2019	5.250	12/9/2022	8,000,000	8,793,440	8,609,574	609,574.00	6.58	2.45	2.77
Total					38,000,000	40,137,340	40,549,791	2,549,791	31.28	2.15	3.80
Federal National Mortgage Association											
3135G0U43	FNMA	2/27/2019	2.875	9/12/2023	5,000,000	5,076,500	5,237,817	237,817.00	4.12	2.52	4.17
3135G0U43	FNMA	4/22/2019	2.875	9/12/2023	5,000,000	5,106,900	5,237,817	237,817.00	4.12	2.36	4.17
3135G0ZR7	FNMA	2/23/2021	2.625	9/6/2024	3,000,000	3,253,062	3,175,754	2,244,267.00	2.47	0.23	0.63
3135GOV34	FNMA	5/7/2019	2.500	2/5/2024	5,000,000	5,045,750	5,244,267	244,267.00	4.12	2.30	4.41
3135GOV34	FNMA	7/12/2019	2.500	2/5/2024	3,000,000	3,083,760	3,146,560	146,560.00	2.47	1.86	4.41
3135GOV34	FNMA	7/1/2021	2.500	2/5/2024	5,000,000	5,280,570	5,244,267	(863,890.00)	4.12	0.36	0.65
3135GOV75	FNMA	7/23/2021	1.750	7/2/2024	4,000,000	4,167,560	4,136,110	1,350,265.00	3.29	0.32	0.65
Total					30,000,000	31,014,102	31,422,592	3,597,103	24.69	1.42	2.73
Corporate Bonds											
594918AW4	MICROSOFT	3/29/2019	3.620	12/15/2023	5,000,000	5,260,900	5,350,265	350,265.00	4.12	1.83	4.28
857477AM5	STATE STREET	5/24/2019	3.700	11/20/2023	1,000,000	1,040,380	1,079,332	79,332.00	0.82	2.70	4.13
Total					6,000,000	6,301,280	6,429,597	429,597	4.94	2.27	4.21
Tennessee Valley Authority											
880591ER9	TVA	2/28/2020	2.875	9/15/2024	2,500,000	2,692,500	2,664,685	164,685.00	2.06	1.13	4.23
880591ER9	TVA	3/5/2020	2.875	9/15/2024	3,000,000	3,274,080	3,197,622	197,622.00	2.47	0.82	3.82
880591ER9	TVA	3/4/2021	2.875	9/15/2024	5,000,000	5,441,975	5,329,369	329,369.00	4.12	0.35	0.65
Total					10,500,000	11,408,555	11,191,676	691,676	8.64	0.77	2.90
Treasury Notes											
912810EM6	T-NOTE	7/15/2019	7.250	8/15/2022	2,500,000	2,909,141	2,676,015	176,015.00	2.06	1.77	2.71
912810EN4	T-NOTE	7/15/2019	7.625	11/15/2022	1,000,000	1,188,656	1,111,403	111,403.00	0.82	1.77	2.87
912810EP9	T-NOTE	6/4/2019	7.125	2/15/2023	5,000,000	5,942,578	5,511,455	511,455.00	4.12	1.83	3.26
912810EP9	T-NOTE	8/2/2019	7.125	2/15/2023	5,000,000	5,915,938	5,511,455	511,455.00	4.12	1.83	3.26
9128284A5	T-NOTE	5/24/2019	2.625	2/28/2023	1,500,000	1,528,184	1,552,707	52,707.00	1.23	2.10	3.55
9128285D8	T-NOTE	6/19/2019	2.875	9/30/2023	5,000,000	5,229,609	5,238,203	238,203.00	4.12	1.75	4.01
9128285P1	T-NOTE	4/3/2019	2.875	11/30/2023	5,000,000	5,136,250	5,300,307	300,307.00	4.12	2.26	4.31
912828B66	T-NOTE	4/26/2019	2.750	2/15/2024	5,000,000	5,102,461	5,272,923	272,923.00	4.12	2.30	4.46
Total					30,000,000	32,952,816	32,174,468	2,174,468	24.69	1.95	3.55
Portfolio Total					121,500,000	129,215,103	128,983,762	9,658,273	100	1.75	3.25

October 2021 Arapahoe County Securities Held



Description	Par Value	Market Value	Unrealized Gain/(Loss)	% Portfolio	Yield	Duration
FHLB	38,000,000	40,549,791	2,549,791	31.28	2.15	3.80
FFCB	7,000,000	7,215,638	215,638	5.76	1.94	2.33
TVA	10,500,000	11,191,676	691,676	8.64	0.77	2.90
CORPORATE	6,000,000	6,429,597	429,597	4.94	2.27	4.21
T-Note	30,000,000	32,174,468	2,174,468	24.69	1.95	3.55
Liquidity	38,000,000	38,000,000	0	29.14	1.89	0.00
Csafe	891,495	891,495	0	0.68	1.92	0.00

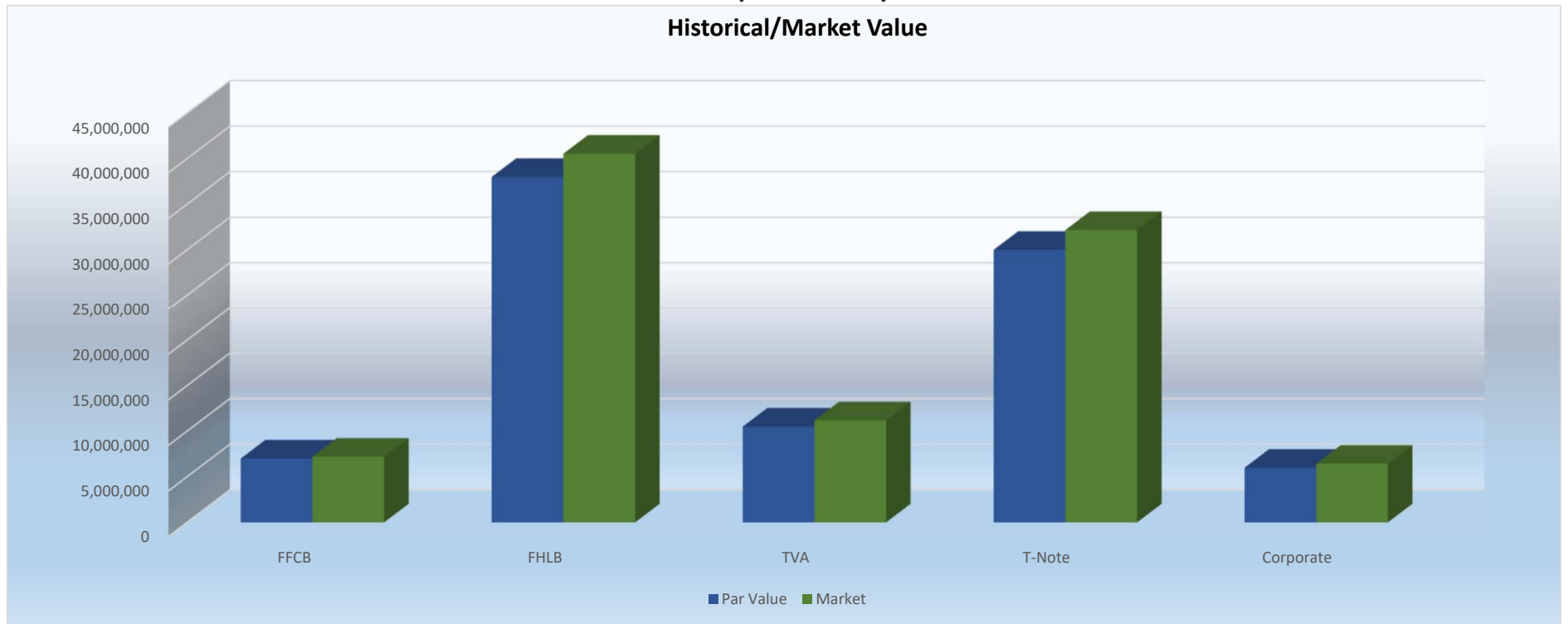
Credit Ratings



Security Description	Par	Rating	Security Description	Par	Rating
C-Safe	CASH	891,495	FEDERAL NATL MTG ASSN	3,000,000	Aaa
Liquidity	CASH	38,000,000	FEDERAL NATL MTG ASSN	3,000,000	Aaa
FEDERAL HOME LOAN BANKS	5,000,000	Aaa	MICROSOFT CORP	5,000,000	Aaa
FEDERAL HOME LOAN BANKS	5,000,000	Aaa	STATE STR CORP	1,000,000	A1
FEDERAL HOME LOAN BANKS	5,000,000	Aaa	TENNESSEE VALLEY AUTH FED	2,500,000	Aaa
FEDERAL HOME LOAN BANKS	5,000,000	Aaa	TENNESSEE VALLEY AUTH FED	3,000,000	Aaa
FEDERAL HOME LOAN BANKS	5,000,000	Aaa	TENNESSEE VALLEY AUTH FED	5,000,000	Aaa
FEDERAL HOME LOAN BANKS	5,000,000	Aaa	UNITED STATES TREAS BDS	2,500,000	Aaa
FEDERAL FARM CR BKS	5,000,000	Aaa	UNITED STATES TREAS BDS	1,000,000	Aaa
FEDERAL FARM CR BKS	5,000,000	Aaa	UNITED STATES TREAS BDS	5,000,000	Aaa
FEDERAL FARM CR BKS	2,000,000	Aaa	UNITED STATES TREAS BDS	5,000,000	Aaa
FEDERAL HOME LOAN BANKS	5,000,000	Aaa	UNITED STATES TREAS NTS	1,500,000	Aaa
FEDERAL HOME LOAN BANKS	8,000,000	Aaa	UNITED STATES TREAS NTS	5,000,000	Aaa
FEDERAL NATL MTG ASSN	5,000,000	Aaa	UNITED STATES TREAS NTS	5,000,000	Aaa
FEDERAL NATL MTG ASSN	5,000,000	Aaa	UNITED STATES TREAS NTS	5,000,000	Aaa
FEDERAL NATL MTG ASSN	5,000,000	Aaa	UNITED STATES TREAS NTS	6,000,000	Aaa

July 2021

October 2021
Arapahoe County
Historical/Market Value

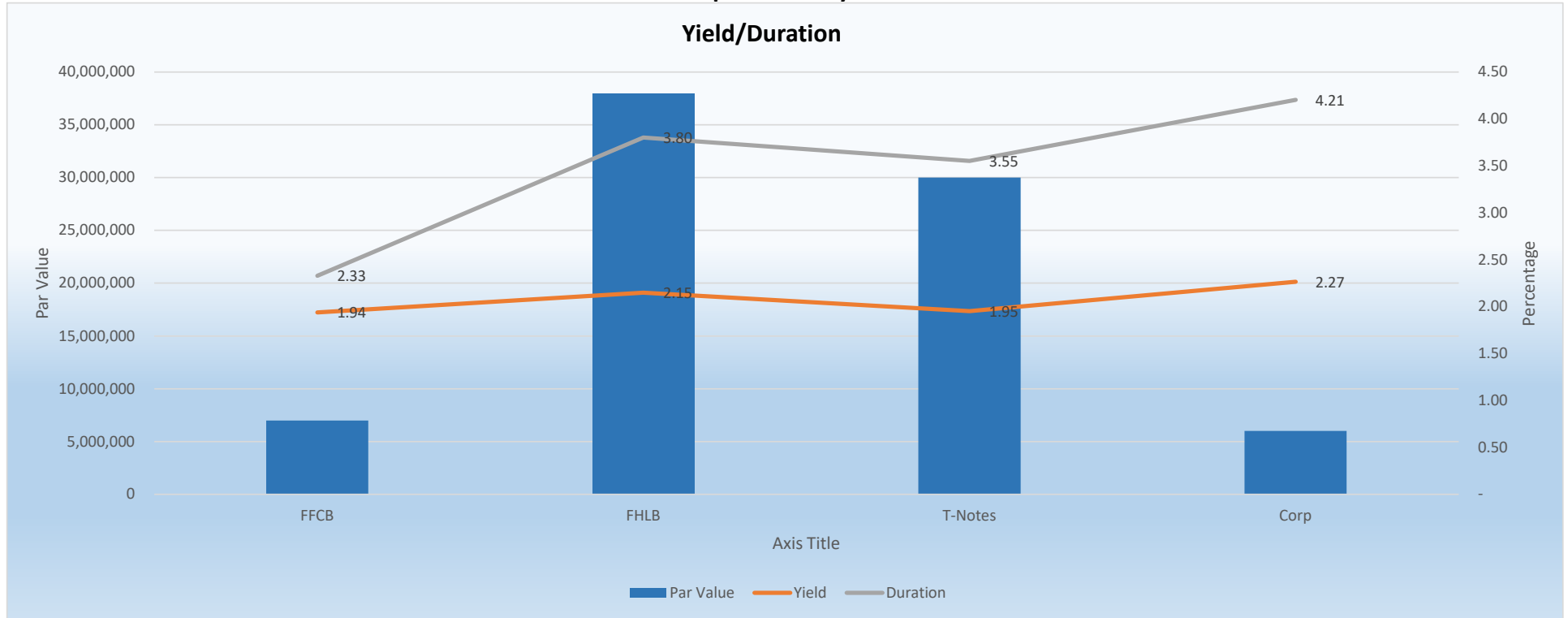


	Par Value	Market
FFCB	7,000,000	7,215,638
FHLB	38,000,000	40,549,791
TVA	10,500,000	11,191,676
T-Note	30,000,000	32,174,468
Corporate	6,000,000	6,429,597

July 2021

October 2021 Arapaho County

Yield/Duration



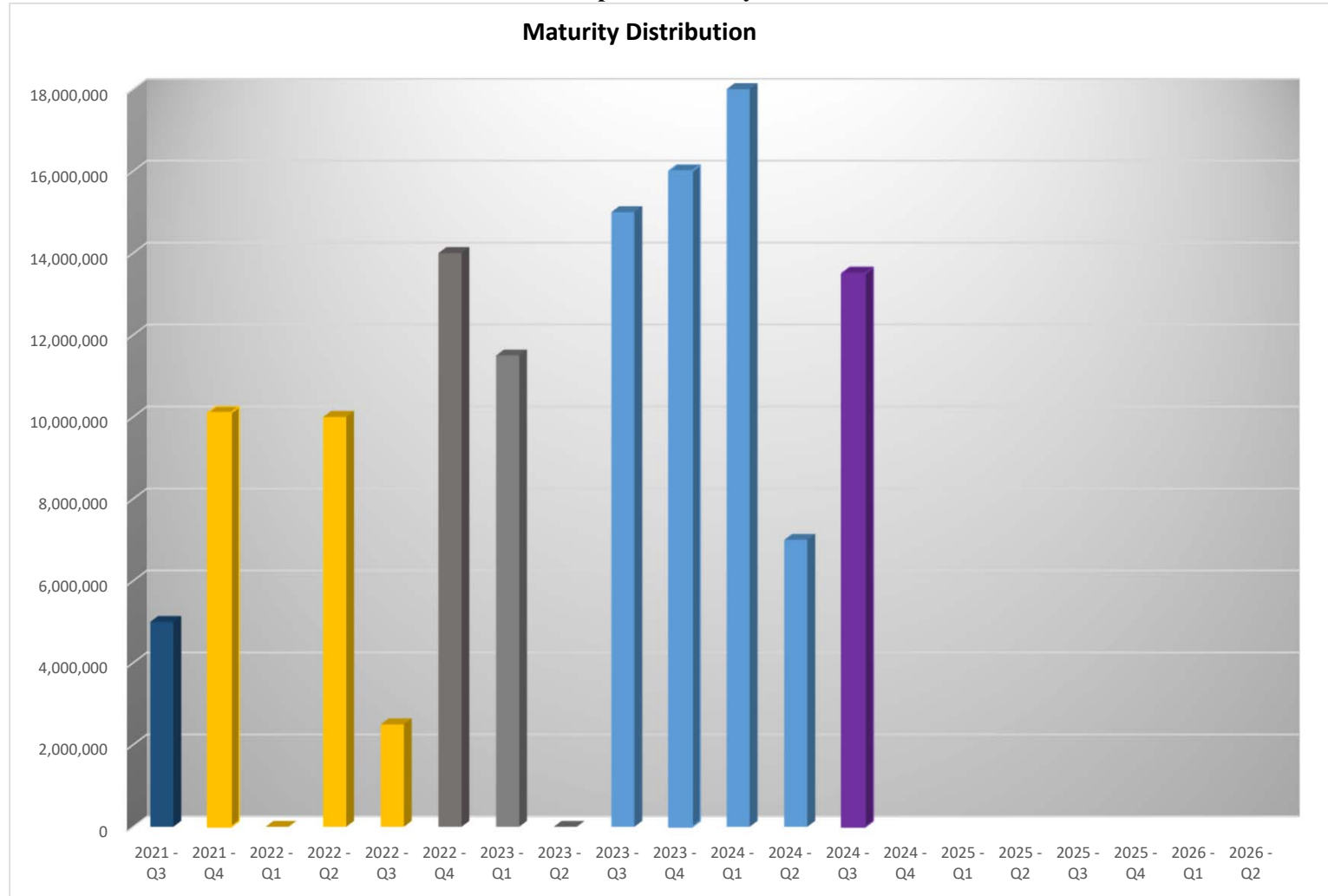
	Par Value	Yield	Duration
FFCB	7,000,000	1.94	2.33
FHLB	38,000,000	2.15	3.80
T-Notes	30,000,000	1.95	3.55
Corp	6,000,000	2.27	4.21

July 2021

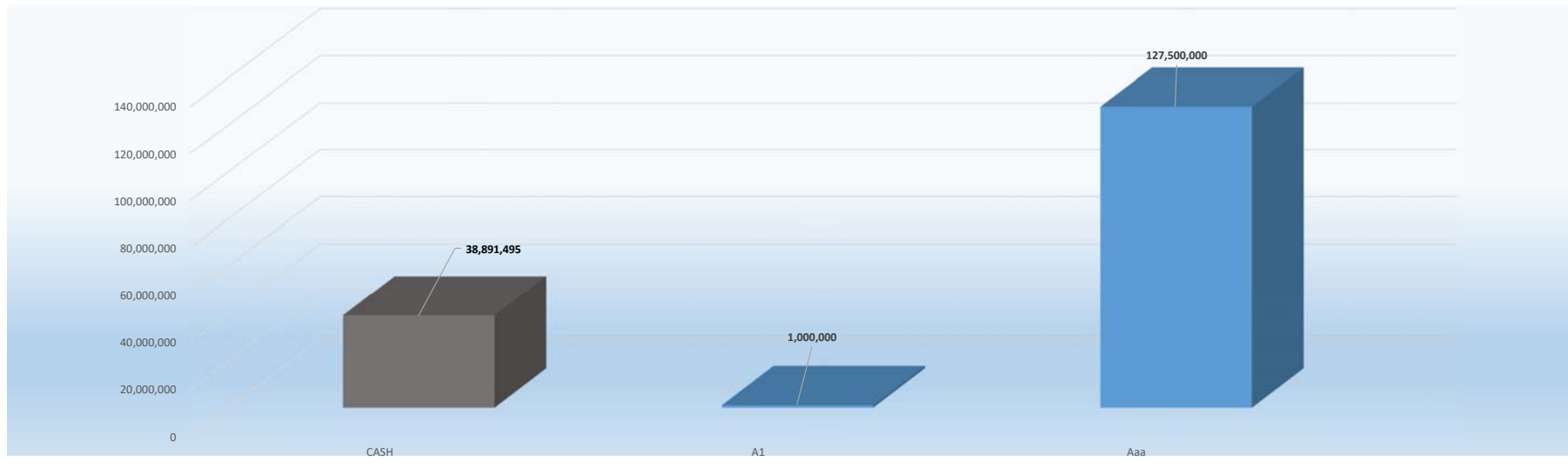
Quarter	Amount	# of Securities
2021 - Q3	5,000,000	1
2021 - Q4	10,100,000	3
2022 - Q1	0	0
2022 - Q2	10,000,000	2
2022 - Q3	2,500,000	1
2022 - Q4	14,000,000	3
2023 - Q1	11,500,000	2
2023 - Q2	0	0
2023 - Q3	15,000,000	3
2023 - Q4	16,000,000	4
2024 - Q1	18,000,000	4
2024 - Q2	7,000,000	2
2024 - Q3	13,500,000	2
2024 - Q4		
2025 - Q1		
2025 - Q2		
2025 - Q3		
2025 - Q4		
2026 - Q1		
2026 - Q2		

October 2021
Arapahoe County

Maturity Distribution



Credit Ratings



Security Description	Par	Rating	Security Description	Par	Rating
C-Safe	CASH	891,495	FEDERAL NATL MTG ASSN	3,000,000	Aaa
Liquidity	CASH	38,000,000	FEDERAL NATL MTG ASSN	3,000,000	Aaa
FEDERAL HOME LOAN BANKS	5,000,000	Aaa	MICROSOFT CORP	5,000,000	Aaa
FEDERAL HOME LOAN BANKS	5,000,000	Aaa	STATE STR CORP	1,000,000	A1
FEDERAL HOME LOAN BANKS	5,000,000	Aaa	TENNESSEE VALLEY AUTH FED	2,500,000	Aaa
FEDERAL HOME LOAN BANKS	5,000,000	Aaa	TENNESSEE VALLEY AUTH FED	3,000,000	Aaa
FEDERAL HOME LOAN BANKS	5,000,000	Aaa	TENNESSEE VALLEY AUTH FED	5,000,000	Aaa
FEDERAL HOME LOAN BANKS	5,000,000	Aaa	UNITED STATES TREAS BDS	2,500,000	Aaa
FEDERAL FARM CR BKS	5,000,000	Aaa	UNITED STATES TREAS BDS	1,000,000	Aaa
FEDERAL FARM CR BKS	5,000,000	Aaa	UNITED STATES TREAS BDS	5,000,000	Aaa
FEDERAL FARM CR BKS	2,000,000	Aaa	UNITED STATES TREAS BDS	5,000,000	Aaa
FEDERAL HOME LOAN BANKS	5,000,000	Aaa	UNITED STATES TREAS NTS	1,500,000	Aaa
FEDERAL HOME LOAN BANKS	8,000,000	Aaa	UNITED STATES TREAS NTS	5,000,000	Aaa
FEDERAL NATL MTG ASSN	5,000,000	Aaa	UNITED STATES TREAS NTS	5,000,000	Aaa
FEDERAL NATL MTG ASSN	5,000,000	Aaa	UNITED STATES TREAS NTS	5,000,000	Aaa
FEDERAL NATL MTG ASSN	5,000,000	Aaa	UNITED STATES TREAS NTS	6,000,000	Aaa