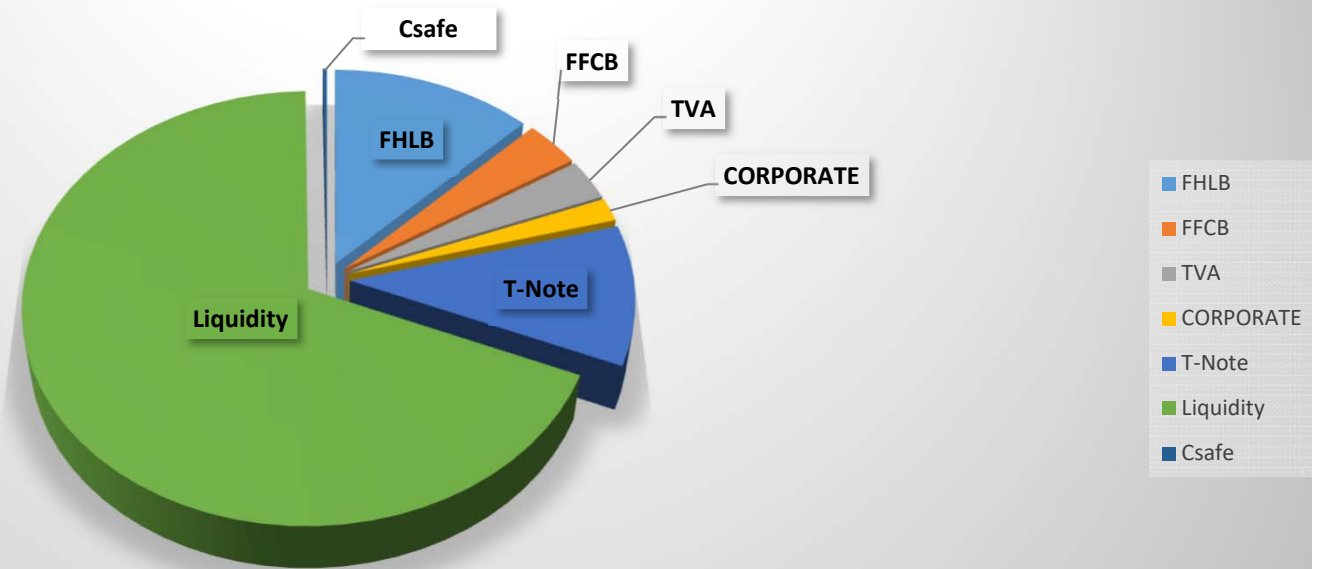


June 2021
Arapahoe County
Securities Held



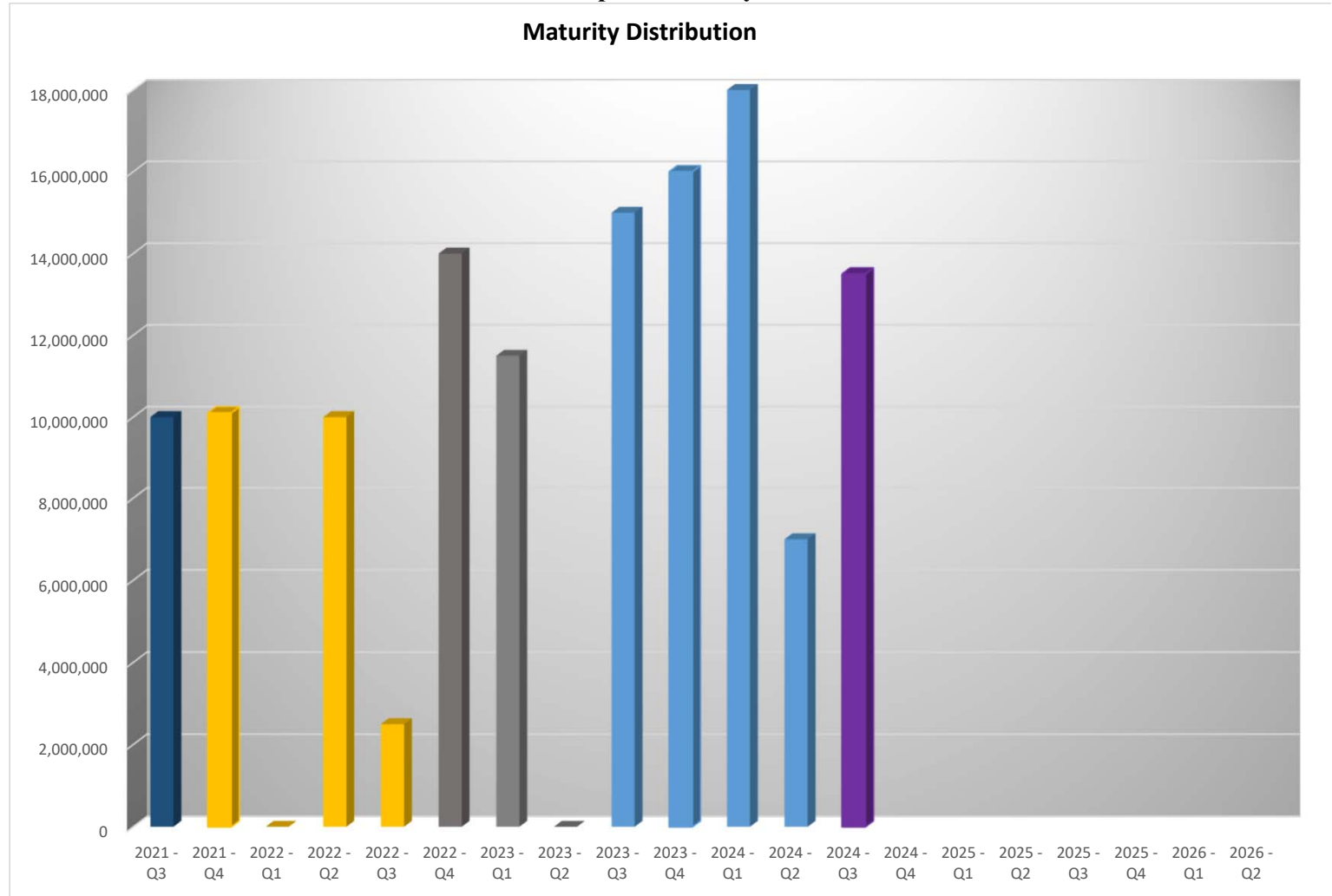
| Description | Par Value | Market Value | Unrealized Gain/(Loss) | % Portfolio | Yield | Duration |
|-------------|-------------|--------------|------------------------|-------------|-------|----------|
| FHLB | 43,000,000 | 46,516,670 | 3,516,670 | 32.21 | 2.17 | 3.63 |
| FFCB | 12,000,000 | 12,444,318 | 444,318 | 8.99 | 2.20 | 2.50 |
| TVA | 10,500,000 | 11,387,144 | 887,144 | 7.87 | 0.77 | 2.90 |
| CORPORATE | 6,000,000 | 6,552,638 | 552,638 | 4.49 | 2.27 | 4.21 |
| T-Note | 36,000,000 | 39,025,697 | 3,025,697 | 26.97 | 2.01 | 3.27 |
| Liquidity | 235,000,000 | 235,000,000 | 0 | 68.44 | 1.89 | 0.00 |
| Csafe | 891,449 | 891,449 | 0 | 0.26 | 1.92 | 0.00 |

May 2021

| Quarter | Amount | # of Securities |
|-----------|------------|-----------------|
| 2021 - Q3 | 10,000,000 | 2 |
| 2021 - Q4 | 10,100,000 | 3 |
| 2022 - Q1 | 0 | 0 |
| 2022 - Q2 | 10,000,000 | 2 |
| 2022 - Q3 | 2,500,000 | 1 |
| 2022 - Q4 | 14,000,000 | 3 |
| 2023 - Q1 | 11,500,000 | 2 |
| 2023 - Q2 | 0 | 0 |
| 2023 - Q3 | 15,000,000 | 3 |
| 2023 - Q4 | 16,000,000 | 4 |
| 2024 - Q1 | 18,000,000 | 4 |
| 2024 - Q2 | 7,000,000 | 2 |
| 2024 - Q3 | 13,500,000 | 2 |
| 2024 - Q4 | | |
| 2025 - Q1 | | |
| 2025 - Q2 | | |
| 2025 - Q3 | | |
| 2025 - Q4 | | |
| 2026 - Q1 | | |
| 2026 - Q2 | | |

June 2021
Arapahoe County

Maturity Distribution



May 2021

June 2021
Arapahoe County
Historical/Market Value

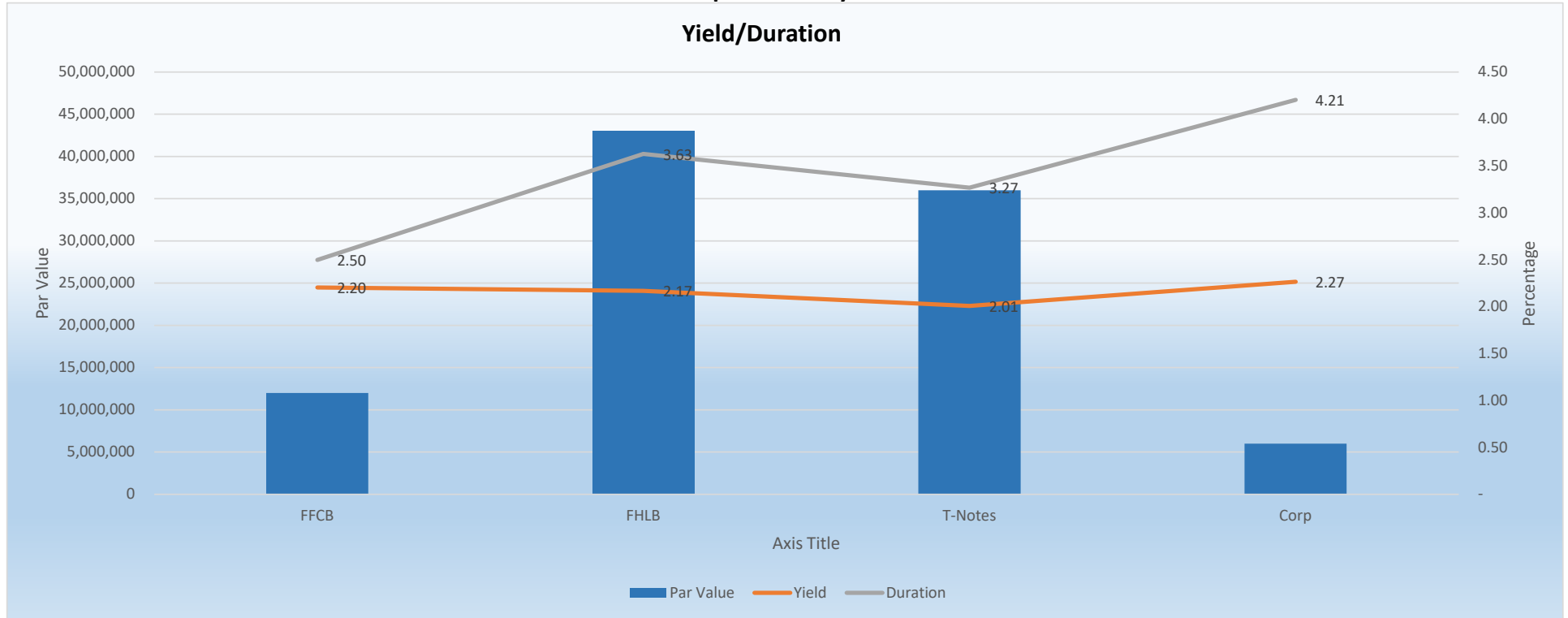


| | Par Value | Market |
|------------------|------------------|---------------|
| FFCB | 12,000,000 | 12,444,318 |
| FHLB | 43,000,000 | 46,516,670 |
| TVA | 10,500,000 | 11,387,144 |
| T-Note | 36,000,000 | 39,025,697 |
| Corporate | 6,000,000 | 6,552,638 |

May 2021

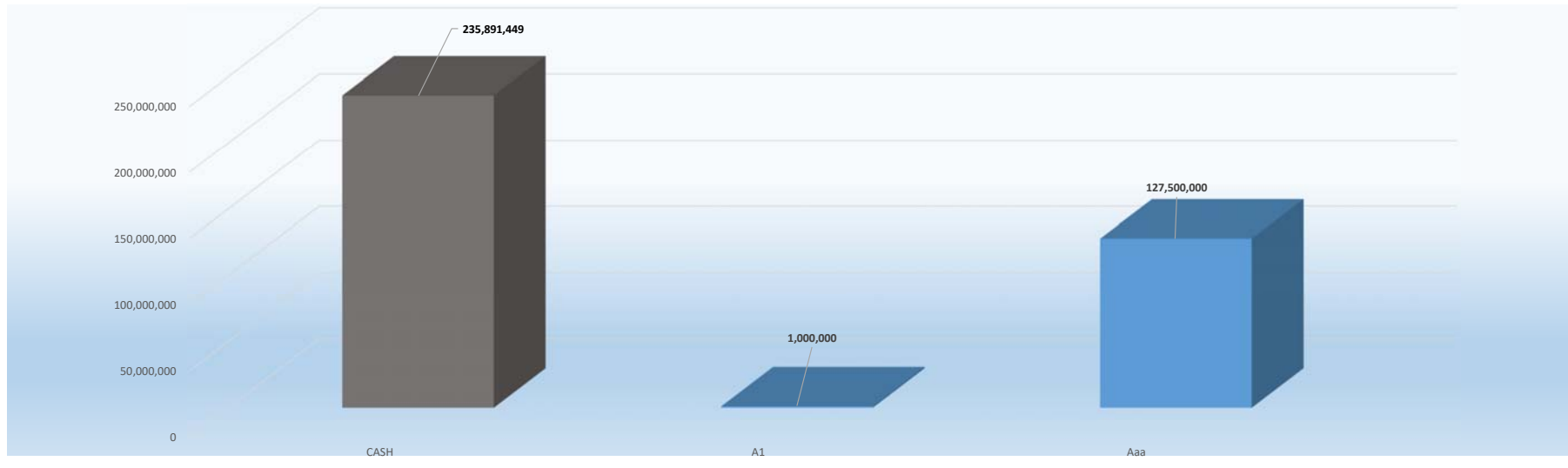
**June 2021
Arapaho County**

Yield/Duration



| | Par Value | Yield | Duration |
|----------------|------------|-------|----------|
| FFCB | 12,000,000 | 2.20 | 2.50 |
| FHLB | 43,000,000 | 2.17 | 3.63 |
| T-Notes | 36,000,000 | 2.01 | 3.27 |
| Corp | 6,000,000 | 2.27 | 4.21 |

Credit Ratings



| Security Description | Par | Rating | Security Description | Par | Rating |
|-------------------------|-----------|-------------|---------------------------|-----------|--------|
| C-Safe | CASH | 891,449 | FEDERAL NATL MTG ASSN | 3,000,000 | Aaa |
| Liquidity | CASH | 235,000,000 | FEDERAL NATL MTG ASSN | 3,000,000 | Aaa |
| FEDERAL HOME LOAN BANKS | 5,000,000 | Aaa | MICROSOFT CORP | 5,000,000 | Aaa |
| FEDERAL HOME LOAN BANKS | 5,000,000 | Aaa | STATE STR CORP | 1,000,000 | A1 |
| FEDERAL HOME LOAN BANKS | 5,000,000 | Aaa | TENNESSEE VALLEY AUTH FED | 2,500,000 | Aaa |
| FEDERAL HOME LOAN BANKS | 5,000,000 | Aaa | TENNESSEE VALLEY AUTH FED | 3,000,000 | Aaa |
| FEDERAL HOME LOAN BANKS | 5,000,000 | Aaa | TENNESSEE VALLEY AUTH FED | 5,000,000 | Aaa |
| FEDERAL HOME LOAN BANKS | 5,000,000 | Aaa | UNITED STATES TREAS BDS | 2,500,000 | Aaa |
| FEDERAL FARM CR BKS | 5,000,000 | Aaa | UNITED STATES TREAS BDS | 1,000,000 | Aaa |
| FEDERAL FARM CR BKS | 5,000,000 | Aaa | UNITED STATES TREAS BDS | 5,000,000 | Aaa |
| FEDERAL FARM CR BKS | 2,000,000 | Aaa | UNITED STATES TREAS BDS | 5,000,000 | Aaa |
| FEDERAL HOME LOAN BANKS | 5,000,000 | Aaa | UNITED STATES TREAS NTS | 1,500,000 | Aaa |
| FEDERAL HOME LOAN BANKS | 8,000,000 | Aaa | UNITED STATES TREAS NTS | 5,000,000 | Aaa |
| FEDERAL NATL MTG ASSN | 5,000,000 | Aaa | UNITED STATES TREAS NTS | 5,000,000 | Aaa |
| FEDERAL NATL MTG ASSN | 5,000,000 | Aaa | UNITED STATES TREAS NTS | 5,000,000 | Aaa |
| FEDERAL NATL MTG ASSN | 5,000,000 | Aaa | UNITED STATES TREAS NTS | 6,000,000 | Aaa |

| CUSIP | Description | Purchase Date | Rate/Coupon | Maturity | Par Value/Shares | Historical Cost | Market Value | Unrealized Gain/(Loss) | % Portfolio | Yield | Weighted Average Duration |
|----------------------------------------------|--------------|---------------|-------------|------------|--------------------|--------------------|--------------------|------------------------|--------------|-------------|---------------------------|
| Arapahoe County June 2021 | | | | | | | | | | | |
| Federal Home Loan Bank | | | | | | | | | | | |
| 3130A0F70 | FHLB | 5/28/2019 | 3.375 | 12/8/2023 | 5,000,000 | 5,265,550 | 5,472,837 | 472,837.00 | 3.75 | 2.14 | 4.41 |
| 3130A0XE5 | FHLB | 2/27/2019 | 3.250 | 3/8/2024 | 5,000,000 | 5,168,300 | 5,440,261 | 440,261.00 | 3.75 | 2.53 | 4.47 |
| 3130A0XE5 | FHLB | 3/26/2019 | 3.250 | 3/8/2024 | 5,000,000 | 5,000,000 | 5,440,261 | 440,261.00 | 3.75 | 1.83 | 3.26 |
| 3130A0XE5 | FHLB | 5/21/2019 | 3.250 | 3/8/2024 | 5,000,000 | 5,221,350 | 5,440,261 | 440,261.00 | 3.75 | 2.27 | 4.41 |
| 3130A1XJ2 | FHLB | 5/23/2019 | 2.875 | 6/14/2024 | 5,000,000 | 5,234,550 | 5,447,636 | 447,636.00 | 3.75 | 1.69 | 4.54 |
| 3130AF5B9 | FHLB | 4/17/2019 | 3.000 | 10/12/2021 | 5,000,000 | 5,083,650 | 5,072,817 | 72,817.00 | 3.75 | 2.30 | 2.39 |
| 3133XKWY7 | FHLB | 5/28/2019 | 5.250 | 6/10/2022 | 5,000,000 | 5,454,150 | 5,387,350 | 387,350.00 | 3.75 | 2.14 | 2.76 |
| 3133XN4B2 | FHLB | 3/18/2019 | 5.250 | 12/9/2022 | 8,000,000 | 8,793,440 | 8,815,247 | 815,247.00 | 5.99 | 2.45 | 2.77 |
| Total | | | | | 43,000,000 | 45,220,990 | 46,516,670 | 3,516,670 | 32.21 | 2.17 | 3.63 |
| 31331XHX3 | FFCB | 6/12/2019 | 5.050 | 12/21/2021 | 5,000,000 | 5,378,750 | 5,250,018 | 250,018.00 | 3.75 | 1.96 | 2.33 |
| 3133EJUHO | FFCB | 7/16/2018 | 2.731 | 7/16/2021 | 5,000,000 | 4,995,500 | 5,066,300 | 66,300.00 | 3.75 | 2.73 | 2.84 |
| 3133EKNX0 | FFCB | 7/12/2019 | 2.160 | 6/3/2024 | 2,000,000 | 2,022,260 | 2,128,000 | 128,000.00 | 1.50 | 1.92 | 2.33 |
| Total | | | | | 12,000,000 | 12,396,510 | 12,444,318 | 444,318 | 8.99 | 2.20 | 2.50 |
| Federal National Mortgage Association | | | | | | | | | | | |
| 3135G0U43 | FNMA | 2/27/2019 | 2.875 | 9/12/2023 | 5,000,000 | 5,076,500 | 5,331,397 | 331,397.00 | 3.75 | 2.52 | 4.17 |
| 3135G0U43 | FNMA | 4/22/2019 | 2.875 | 9/12/2023 | 5,000,000 | 5,106,900 | 5,331,397 | 331,397.00 | 3.75 | 2.36 | 4.17 |
| 3135G0ZR7 | FNMA | 2/23/2021 | 2.625 | 9/6/2024 | 3,000,000 | 3,253,062 | 3,204,172 | 204,172.00 | 2.25 | 0.23 | 0.63 |
| 3135GOV34 | FNMA | 5/7/2019 | 2.500 | 2/5/2024 | 5,000,000 | 5,045,750 | 5,340,286 | 340,286.00 | 3.75 | 2.30 | 4.41 |
| 3135GOV34 | FNMA | 7/12/2019 | 2.500 | 2/5/2024 | 3,000,000 | 3,083,760 | 3,241,887 | 241,887.00 | 2.25 | 1.86 | 4.41 |
| 3135GOV34 | FNMA | 7/1/2021 | 2.500 | 2/5/2024 | 5,000,000 | 5,280,570 | 5,280,570 | 280,570.00 | 3.75 | 0.36 | 0.65 |
| Total | | | | | 26,000,000 | 26,846,542 | 27,729,709 | 1,729,709 | 19.48 | 1.60 | 3.07 |
| Corporate Bonds | | | | | | | | | | | |
| 594918AW4 | MICROSOFT | 3/29/2019 | 3.620 | 12/15/2023 | 5,000,000 | 5,260,900 | 5,466,466 | 466,466.00 | 3.75 | 1.83 | 4.28 |
| 857477AM5 | STATE STREET | 5/24/2019 | 3.700 | 11/20/2023 | 1,000,000 | 1,040,380 | 1,086,172 | 86,172.00 | 0.75 | 2.70 | 4.13 |
| Total | | | | | 6,000,000 | 6,301,280 | 6,552,638 | 552,638 | 4.49 | 2.27 | 4.21 |
| Tennessee Valley Authority | | | | | | | | | | | |
| 880591ER9 | TVA | 2/28/2020 | 2.875 | 9/15/2024 | 2,500,000 | 2,692,500 | 2,711,225 | 211,225.00 | 1.87 | 1.13 | 4.23 |
| 880591ER9 | TVA | 3/5/2020 | 2.875 | 9/15/2024 | 3,000,000 | 3,274,080 | 3,253,470 | 253,470.00 | 2.25 | 0.82 | 3.82 |
| 880591ER9 | TVA | 3/4/2021 | 2.875 | 9/15/2024 | 5,000,000 | 5,441,975 | 5,422,449 | 422,449.00 | 3.75 | 0.35 | 0.65 |
| Total | | | | | 10,500,000 | 11,408,555 | 11,387,144 | 887,144 | 7.87 | 0.77 | 2.90 |
| Treasury Notes | | | | | | | | | | | |
| 912828WR7 | T-NOTE | 3/12/2018 | 2.125 | 6/30/2021 | 6,000,000 | 5,935,688 | 6,062,207 | 62,207.00 | 4.49 | 2.46 | 0.97 |
| 912810EM6 | T-NOTE | 7/15/2019 | 7.250 | 8/15/2022 | 2,500,000 | 2,909,141 | 2,767,470 | 267,470.00 | 1.87 | 1.77 | 2.71 |
| 912810EN4 | T-NOTE | 7/15/2019 | 7.625 | 11/15/2022 | 1,000,000 | 1,188,656 | 1,111,674 | 111,674.00 | 0.75 | 1.77 | 2.87 |
| 912810EP9 | T-NOTE | 6/4/2019 | 7.125 | 2/15/2023 | 5,000,000 | 5,942,578 | 5,698,230 | 698,230.00 | 3.75 | 1.83 | 3.26 |
| 912810EP9 | T-NOTE | 8/2/2019 | 7.125 | 2/15/2023 | 5,000,000 | 5,915,938 | 5,698,230 | 698,230.00 | 3.75 | 1.83 | 3.26 |
| 9128284A5 | T-NOTE | 5/24/2019 | 2.625 | 2/28/2023 | 1,500,000 | 1,528,184 | 1,574,623 | 74,623.00 | 1.12 | 2.10 | 3.55 |
| 9128285D8 | T-NOTE | 6/19/2019 | 2.875 | 9/30/2023 | 5,000,000 | 5,229,609 | 5,334,880 | 334,880.00 | 3.75 | 1.75 | 4.01 |
| 9128285P1 | T-NOTE | 4/3/2019 | 2.875 | 11/30/2023 | 5,000,000 | 5,136,250 | 5,402,140 | 402,140.00 | 3.75 | 2.26 | 4.31 |
| 912828B66 | T-NOTE | 4/26/2019 | 2.750 | 2/15/2024 | 5,000,000 | 5,102,461 | 5,376,243 | 376,243.00 | 3.75 | 2.30 | 4.46 |
| Total | | | | | 36,000,000 | 38,888,504 | 39,025,697 | 3,025,697 | 26.97 | 2.01 | 3.27 |
| Portfolio Total | | | | | 133,500,000 | 141,062,381 | 143,656,176 | 10,156,176 | 100 | 1.84 | 3.26 |