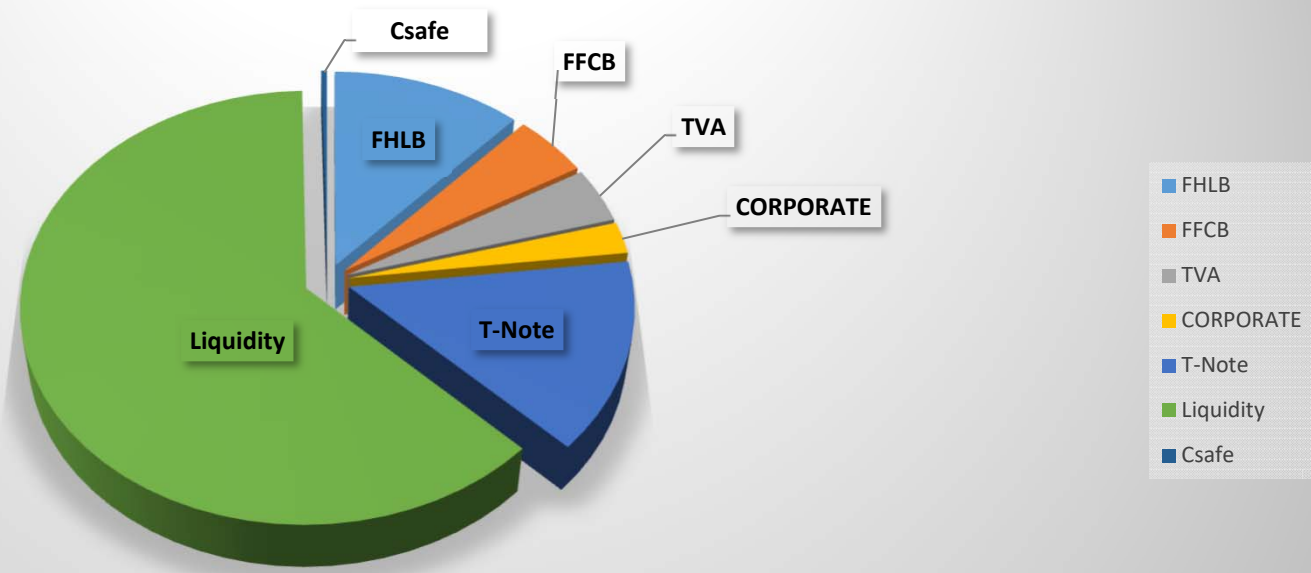


May 2021
Arapahoe County
Securities Held



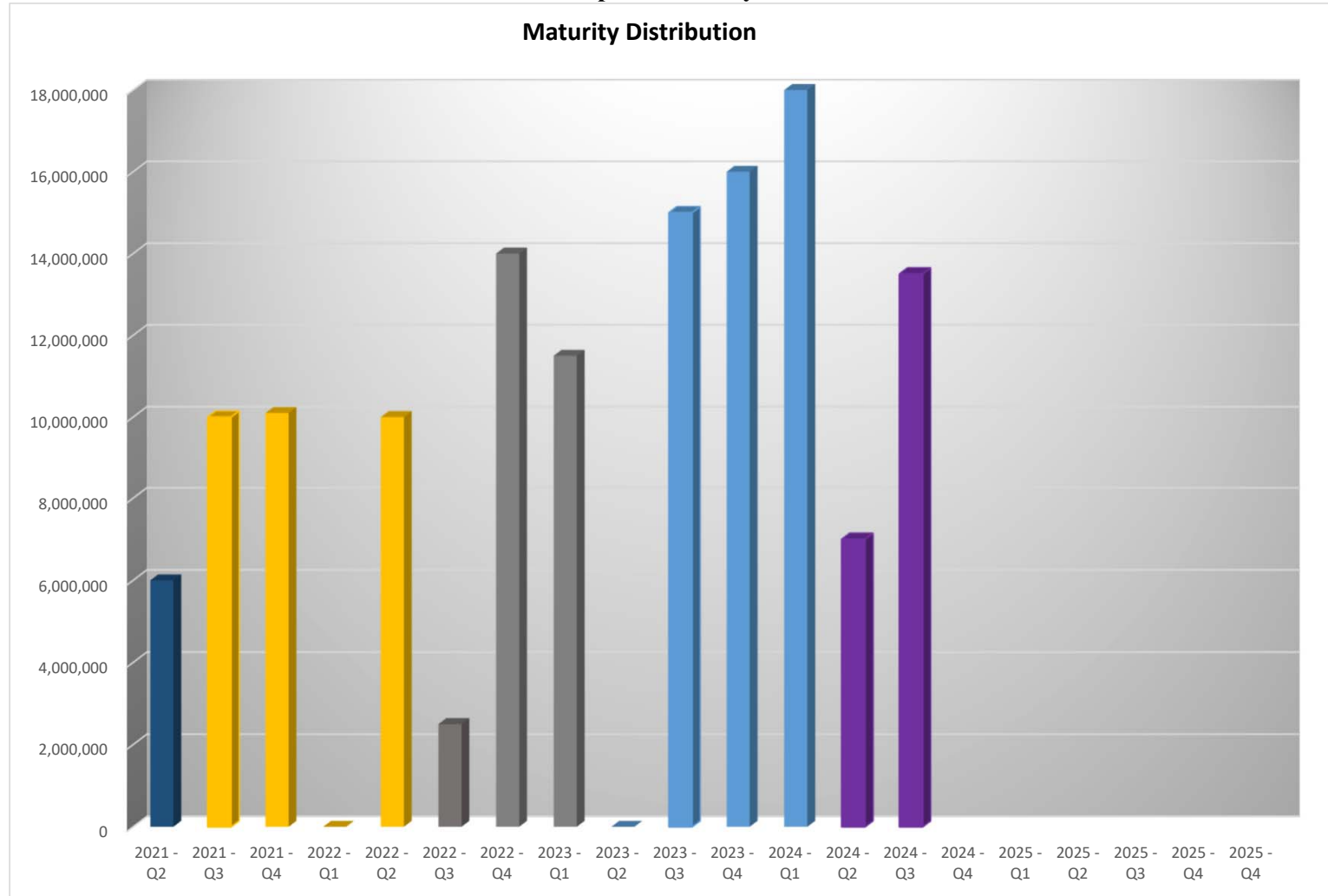
Description	Par Value	Market Value	Unrealized Gain/(Loss)	% Portfolio	Yield	Duration
FHLB	30,000,000	32,314,073	2,314,073	25.42	2.13	3.91
FFCB	12,000,000	12,444,318	444,318	10.17	2.20	2.50
TVA	10,500,000	11,387,144	887,144	8.90	0.77	2.90
CORPORATE	6,000,000	6,552,638	552,638	5.08	2.27	4.21
T-Note	36,000,000	39,025,697	3,025,697	30.51	2.01	3.27
Liquidity	158,000,000	158,000,000	0	62.35	1.89	0.00
Csafe	891,431	891,431	0	0.35	1.92	0.00

May 2021

Quarter	Amount	# of Securities
2021 - Q2	6,000,000	1
2021 - Q3	10,000,000	2
2021 - Q4	10,100,000	3
2022 - Q1	0	0
2022 - Q2	10,000,000	2
2022 - Q3	2,500,000	1
2022 - Q4	14,000,000	3
2023 - Q1	11,500,000	2
2023 - Q2	0	0
2023 - Q3	15,000,000	3
2023 - Q4	16,000,000	4
2024 - Q1	18,000,000	4
2024 - Q2	7,000,000	2
2024 - Q3	13,500,000	2
2024 - Q4		
2025 - Q1		
2025 - Q2		
2025 - Q3		
2025 - Q4		
2025 - Q4		

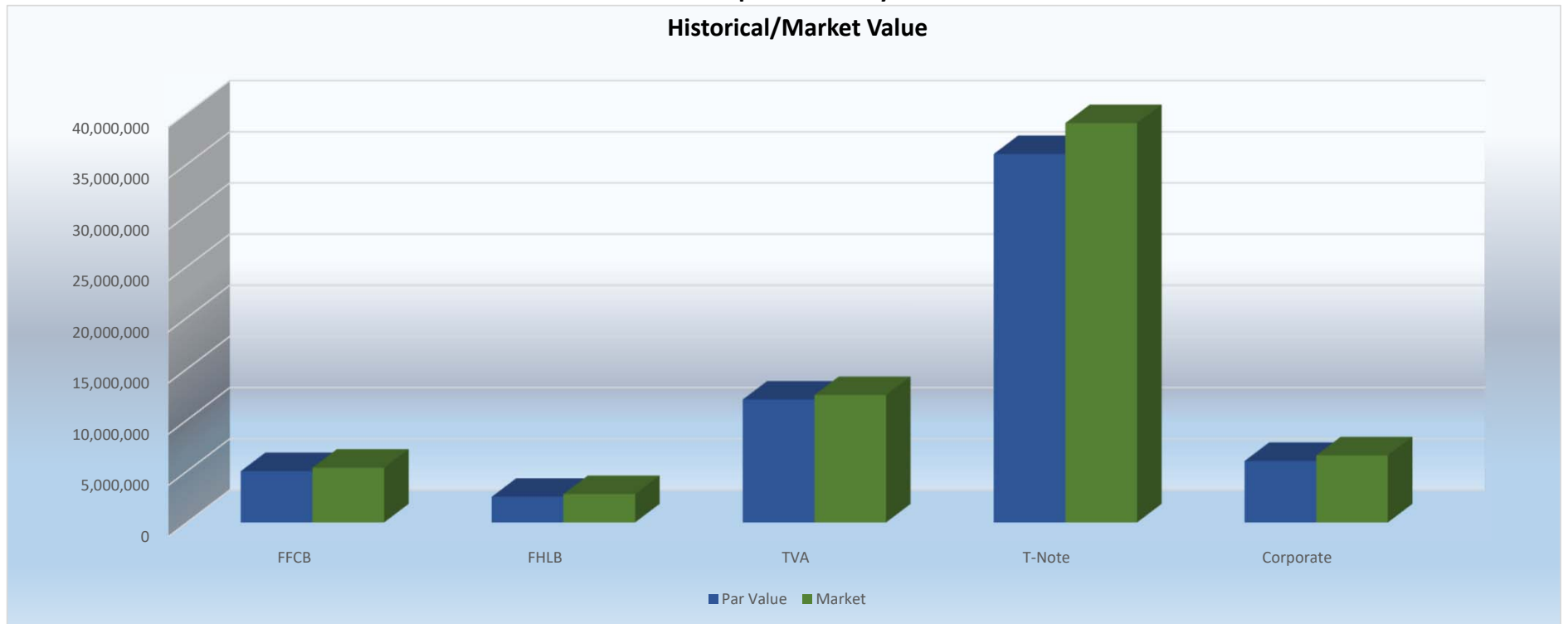
**May 2021
Arapahoe County**

Maturity Distribution



May 2021

May 2021
Arapahoe County
Historical/Market Value



	Par Value	Market
FFCB	5,000,000	5,340,286
FHLB	2,500,000	2,767,470
TVA	12,000,000	12,444,318
T-Note	36,000,000	39,025,697
Corporate	6,000,000	6,552,638

May 2021

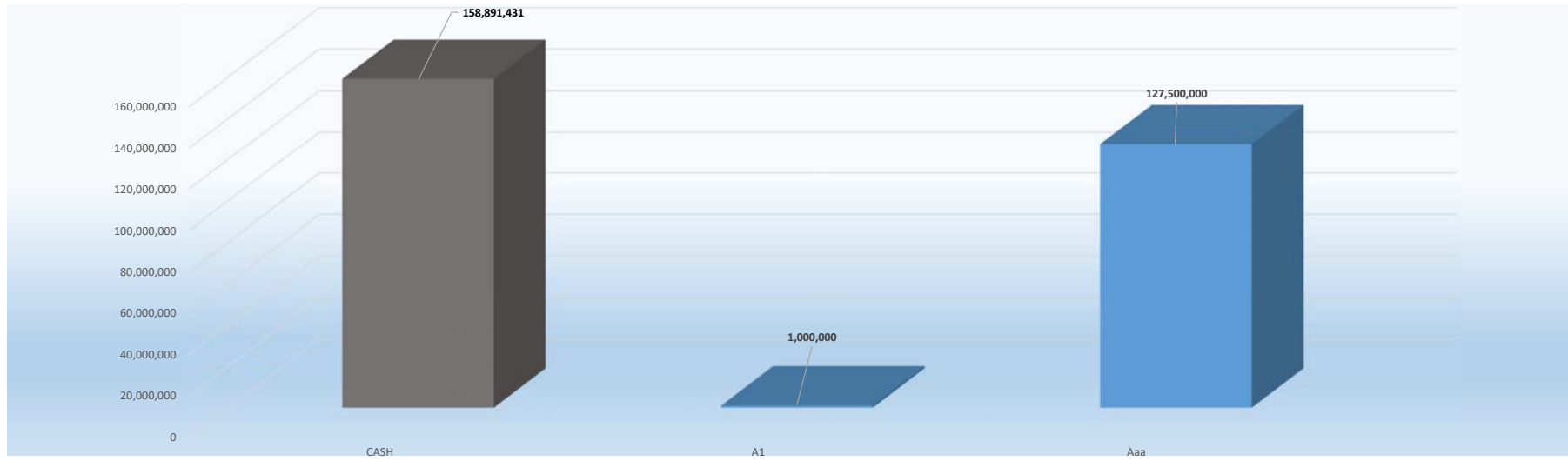
May 2021 Arapaho County

Yield/Duration



	Par Value	Yield	Duration
FFCB	12,000,000	2.20	2.50
FHLB	30,000,000	2.13	3.91
T-Notes	36,000,000	2.01	3.27
Corp	6,000,000	2.27	4.21

Credit Ratings



Security Description	Par	Rating	Security Description	Par	Rating
C-Safe	CASH	891,431	FEDERAL NATL MTG ASSN	3,000,000	Aaa
Liquidity	CASH	158,000,000	FEDERAL NATL MTG ASSN	3,000,000	Aaa
FEDERAL HOME LOAN BANKS	5,000,000	Aaa	MICROSOFT CORP	5,000,000	Aaa
FEDERAL HOME LOAN BANKS	5,000,000	Aaa	STATE STR CORP	1,000,000	A1
FEDERAL HOME LOAN BANKS	5,000,000	Aaa	TENNESSEE VALLEY AUTH FED	2,500,000	Aaa
FEDERAL HOME LOAN BANKS	5,000,000	Aaa	TENNESSEE VALLEY AUTH FED	3,000,000	Aaa
FEDERAL HOME LOAN BANKS	5,000,000	Aaa	TENNESSEE VALLEY AUTH FED	5,000,000	Aaa
FEDERAL HOME LOAN BANKS	5,000,000	Aaa	UNITED STATES TREAS BDS	2,500,000	Aaa
FEDERAL FARM CR BKS	5,000,000	Aaa	UNITED STATES TREAS BDS	1,000,000	Aaa
FEDERAL FARM CR BKS	5,000,000	Aaa	UNITED STATES TREAS BDS	5,000,000	Aaa
FEDERAL FARM CR BKS	2,000,000	Aaa	UNITED STATES TREAS BDS	5,000,000	Aaa
FEDERAL HOME LOAN BANKS	5,000,000	Aaa	UNITED STATES TREAS NTS	1,500,000	Aaa
FEDERAL HOME LOAN BANKS	8,000,000	Aaa	UNITED STATES TREAS NTS	5,000,000	Aaa
FEDERAL NATL MTG ASSN	5,000,000	Aaa	UNITED STATES TREAS NTS	5,000,000	Aaa
FEDERAL NATL MTG ASSN	5,000,000	Aaa	UNITED STATES TREAS NTS	5,000,000	Aaa
FEDERAL NATL MTG ASSN	5,000,000	Aaa	UNITED STATES TREAS NTS	6,000,000	Aaa

CUSIP	Description	Purchase Date	Rate/Coupon	Maturity	Par Value/Shares	Historical Cost	Market Value	Unrealized Gain/(Loss)	% Portfolio	Yield	Weighted Average Duration
Arapahoe County May 2021											
Federal Home Loan Bank											
3130A0F70	FHLB	5/28/2019	3.375	12/8/2023	5,000,000	5,265,550	5,472,837	472,837.00	4.24	2.14	4.41
3130A0XE5	FHLB	2/27/2019	3.250	3/8/2024	5,000,000	5,168,300	5,440,261	440,261.00	4.24	2.53	4.47
3130A0XE5	FHLB	3/26/2019	3.250	3/8/2024	5,000,000	5,000,000	5,440,261	440,261.00	4.24	1.83	3.26
3130A0XE5	FHLB	5/21/2019	3.250	3/8/2024	5,000,000	5,221,350	5,440,261	440,261.00	4.24	2.27	4.41
3130A1XJ2	FHLB	5/23/2019	2.875	6/14/2024	5,000,000	5,234,550	5,447,636	447,636.00	4.24	1.69	4.54
3130AF5B9	FHLB	4/17/2019	3.000	10/12/2021	5,000,000	5,083,650	5,072,817	72,817.00	4.24	2.30	2.39
Total					30,000,000	30,973,400	32,314,073	2,314,073	25.42	2.13	3.91
Federal Farmers Credit Bank											
31331XHX3	FFCB	6/12/2019	5.050	12/21/2021	5,000,000	5,378,750	5,250,018	250,018.00	4.24	1.96	2.33
3133EJUHO	FFCB	7/16/2018	2.731	7/16/2021	5,000,000	4,995,500	5,066,300	66,300.00	4.24	2.73	2.84
3133EKNX0	FFCB	7/12/2019	2.160	6/3/2024	2,000,000	2,022,260	2,128,000	128,000.00	1.69	1.92	2.33
Total					12,000,000	12,396,510	12,444,318	444,318	10.17	2.20	2.50
Federal Home Loan Bank											
3133XKWY7	FHLB	5/28/2019	5.250	6/10/2022	5,000,000	5,454,150	5,387,350	387,350.00	4.24	2.14	2.76
3133XN4B2	FHLB	3/18/2019	5.250	12/9/2022	8,000,000	8,793,440	8,815,247	815,247.00	6.78	2.45	2.77
Total					13,000,000	14,247,590	14,202,597	1,202,597	11.02	2.29	2.77
Federal National Mortgage Association											
3135G0U43	FNMA	2/27/2019	2.875	9/12/2023	5,000,000	5,076,500	5,331,397	331,397.00	4.24	2.52	4.17
3135G0U43	FNMA	4/22/2019	2.875	9/12/2023	5,000,000	5,106,900	5,331,397	331,397.00	4.24	2.36	4.17
3135G0ZR7	FNMA	2/23/2021	2.625	9/6/2024	3,000,000	3,253,062	3,204,172	204,172.00	2.54	0.23	0.63
3135GOV34	FNMA	5/7/2019	2.500	2/5/2024	5,000,000	5,045,750	5,340,286	340,286.00	4.24	2.30	4.41
3135GOV34	FNMA	7/12/2019	2.500	2/5/2024	3,000,000	3,083,760	3,241,887	241,887.00	2.54	1.86	4.41
Total					21,000,000	21,565,972	22,449,139	1,449,139	17.80	1.85	3.56
Corporate Bonds											
594918AW4	MICROSOFT	3/29/2019	3.620	12/15/2023	5,000,000	5,260,900	5,466,466	466,466.00	4.24	1.83	4.28
857477AM5	STATE STREET	5/24/2019	3.700	11/20/2023	1,000,000	1,040,380	1,086,172	86,172.00	0.85	2.70	4.13
Total					6,000,000	6,301,280	6,552,638	552,638	5.08	2.27	4.21
Tennessee Valley Authority											
880591ER9	TVA	2/28/2020	2.875	9/15/2024	2,500,000	2,692,500	2,711,225	211,225.00	2.12	1.13	4.23
880591ER9	TVA	3/5/2020	2.875	9/15/2024	3,000,000	3,274,080	3,253,470	253,470.00	2.54	0.82	3.82
880591ER9	TVA	3/4/2021	2.875	9/15/2024	5,000,000	5,441,975	5,422,449	422,449.00	4.24	0.35	0.65
Total					10,500,000	11,408,555	11,387,144	887,144	8.90	0.77	2.90
Treasury Notes											
912828WR7	T-NOTE	3/12/2018	2.125	6/30/2021	6,000,000	5,935,688	6,062,207	62,207.00	5.08	2.46	0.97
912810EM6	T-NOTE	7/15/2019	7.250	8/15/2022	2,500,000	2,909,141	2,767,470	267,470.00	2.12	1.77	2.71
912810EN4	T-NOTE	7/15/2019	7.625	11/15/2022	1,000,000	1,188,656	1,111,674	111,674.00	0.85	1.77	2.87
912810EP9	T-NOTE	6/4/2019	7.125	2/15/2023	5,000,000	5,942,578	5,698,230	698,230.00	4.24	1.83	3.26
912810EP9	T-NOTE	8/2/2019	7.125	2/15/2023	5,000,000	5,915,938	5,698,230	698,230.00	4.24	1.83	3.26
9128284A5	T-NOTE	5/24/2019	2.625	2/28/2023	1,500,000	1,528,184	1,574,623	74,623.00	1.27	2.10	3.55
9128285D8	T-NOTE	6/19/2019	2.875	9/30/2023	5,000,000	5,229,609	5,334,880	334,880.00	4.24	1.75	4.01
9128285P1	T-NOTE	4/3/2019	2.875	11/30/2023	5,000,000	5,136,250	5,402,140	402,140.00	4.24	2.26	4.31
912828B66	T-NOTE	4/26/2019	2.750	2/15/2024	5,000,000	5,102,461	5,376,243	376,243.00	4.24	2.30	4.46
Total					36,000,000.00	38,888,503.95	39,025,697.00	3,025,697.00	30.5085	2.01	3.27
Portfolio Total					118,000,000	124,373,256	126,988,462	8,988,462	100	1.93	3.30