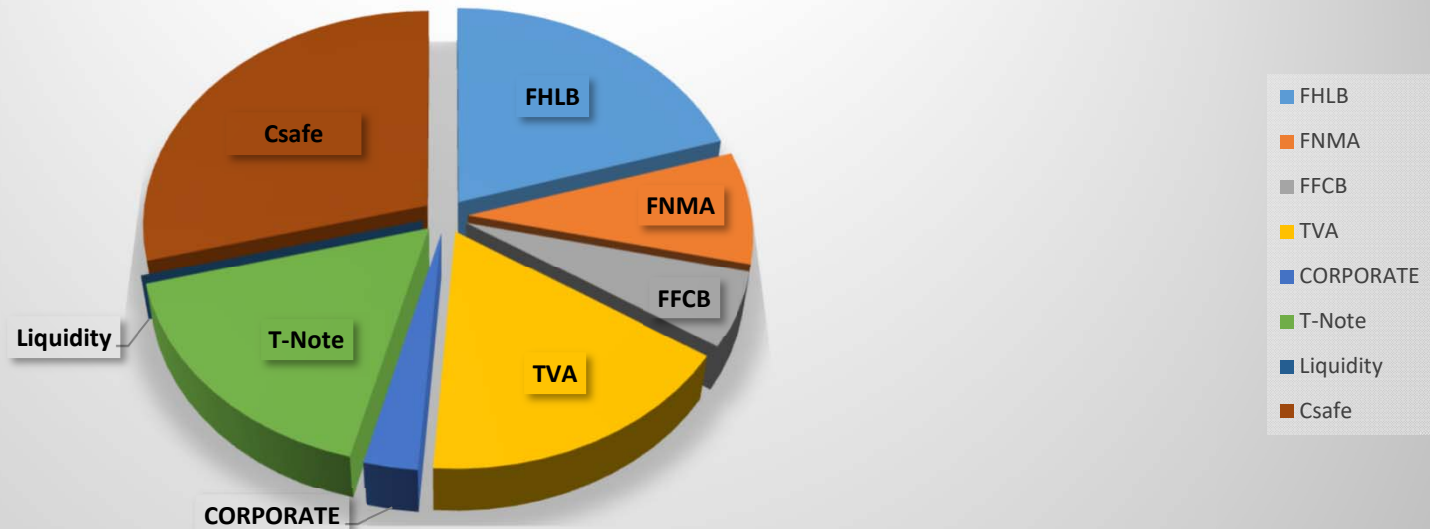


December 2020 Arapahoe County Securities Held

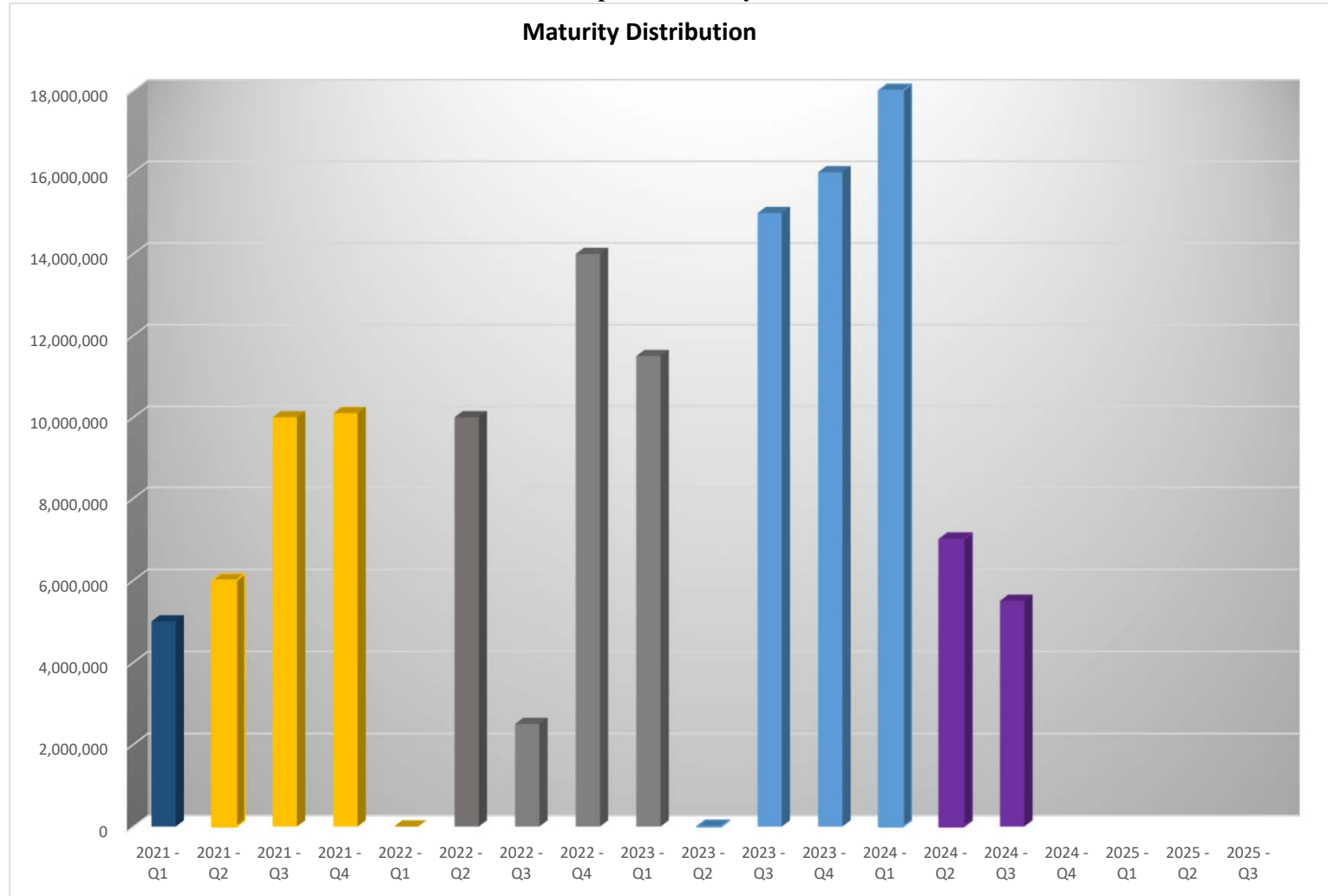


Description	Par Value	Market Value	Unrealized Gain/(Loss)	% Portfolio	Yield	Duration
FHLB	43,000,000	46,870,356	3,870,356	34.26	2.17	3.63
FNMA	18,000,000	19,451,640	1,451,640	14.34	2.26	4.29
FFCB	12,000,000	12,507,229	507,229	9.56	2.20	2.50
TVA	36,000,000	39,674,103	3,674,103	28.69	2.01	3.27
CORPORATE	6,000,000	6,568,830	568,830	4.78	2.27	4.21
T-Note	36,000,000	39,674,103	3,674,103	28.69	2.01	3.27
Liquidity	0	0	0	0.00	1.89	0.00
Csafe	62,001,964	62,001,964	0	29.11	1.92	0.00

December 2020

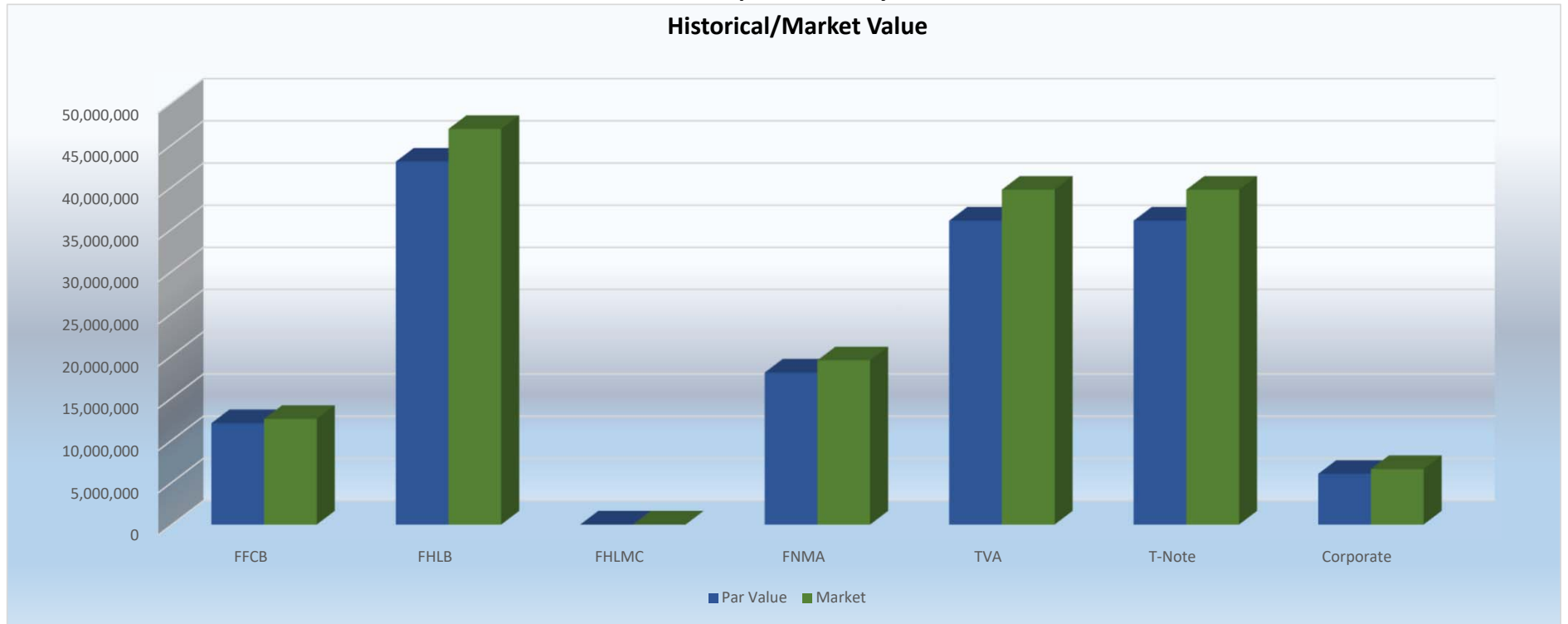
Quarter	Amount	# of Securities
2021 - Q1	5,000,000	1
2021 - Q2	6,000,000	1
2021 - Q3	10,000,000	2
2021 - Q4	10,100,000	3
2022 - Q1	0	0
2022 - Q2	10,000,000	2
2022 - Q3	2,500,000	1
2022 - Q4	14,000,000	3
2023 - Q1	11,500,000	2
2023 - Q2	0	0
2023 - Q3	15,000,000	3
2023 - Q4	16,000,000	4
2024 - Q1	18,000,000	4
2024 - Q2	7,000,000	2
2024 - Q3	5,500,000	1
2024 - Q4		
2025 - Q1		
2025 - Q2		
2025 - Q3		

December 2020
Arapahoe County
Maturity Distribution



December 2020

December 2020
Arapahoe County
Historical/Market Value

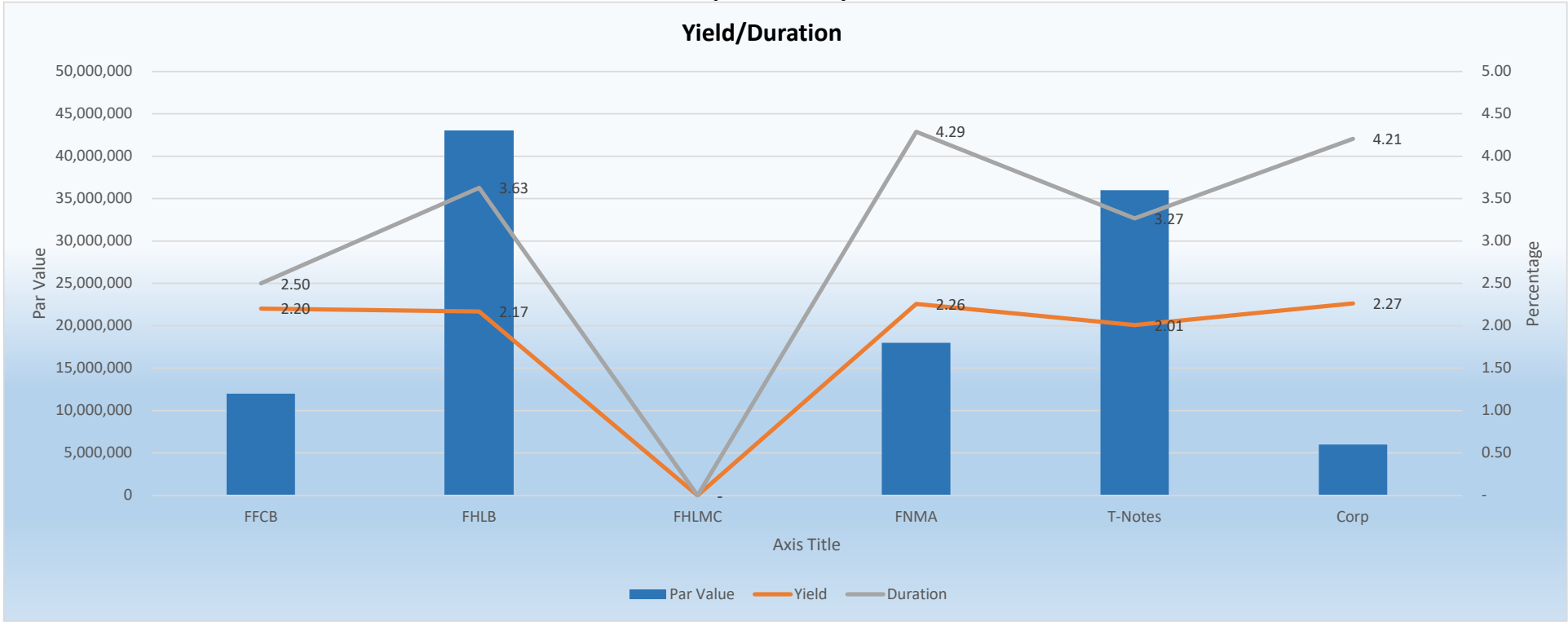


	Par Value	Market
FFCB	12,000,000	12,507,229
FHLB	43,000,000	46,870,356
FHLMC	#REF!	#REF!
FNMA	18,000,000	19,451,640
TVA	36,000,000	39,674,103
T-Note	36,000,000	39,674,103

December 2020

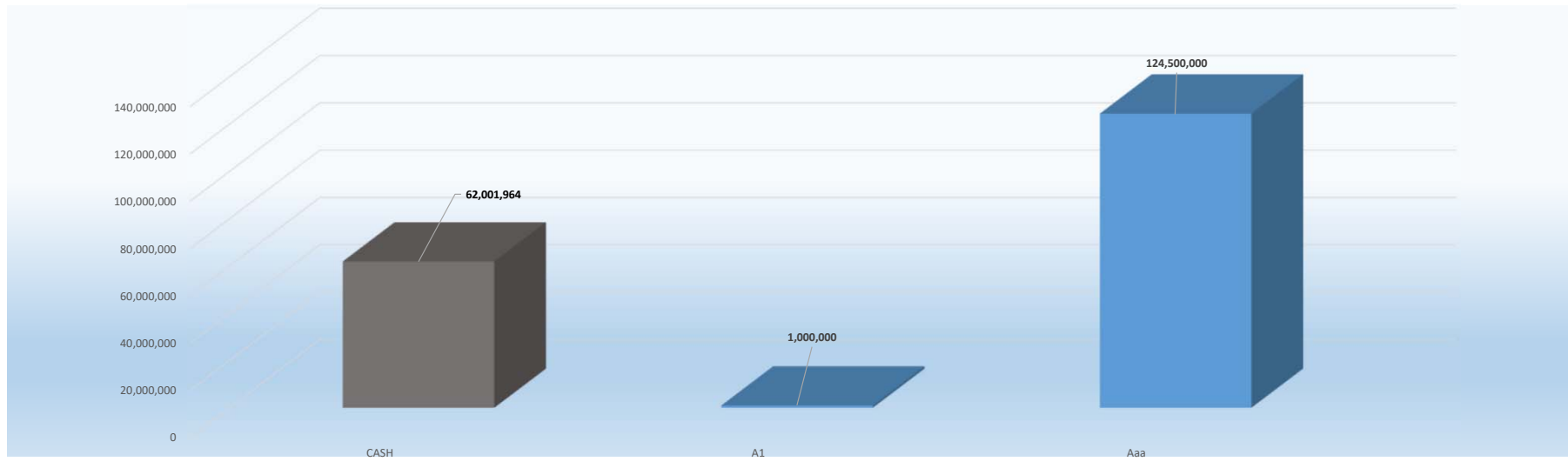
**December 2020
Arapaho County**

Yield/Duration



	Par Value	Yield	Duration
FFCB	12,000,000	2.20	2.50
FHLB	43,000,000	2.17	3.63
FHLMC	#REF!	#REF!	#REF!
FNMA	18,000,000	2.26	4.29
T-Notes	36,000,000	2.01	3.27
Corp	6,000,000	2.27	4.21

Credit Ratings



Security Description	Par	Rating	Security Description	Par	Rating
C-Safe	CASH	62,001,964	FEDERAL NATL MTG ASSN	5,000,000	Aaa
Liquidity	CASH	0	FEDERAL NATL MTG ASSN	3,000,000	Aaa
FEDERAL HOME LOAN BANKS	5,000,000	Aaa	MICROSOFT CORP	5,000,000	Aaa
FEDERAL HOME LOAN BANKS	5,000,000	Aaa	STATE STR CORP	1,000,000	A1
FEDERAL HOME LOAN BANKS	5,000,000	Aaa	TENNESSEE VALLEY AUTH FED	5,000,000	Aaa
FEDERAL HOME LOAN BANKS	5,000,000	Aaa	TENNESSEE VALLEY AUTH FED	2,500,000	Aaa
FEDERAL HOME LOAN BANKS	5,000,000	Aaa	TENNESSEE VALLEY AUTH FED	3,000,000	Aaa
FEDERAL HOME LOAN BANKS	5,000,000	Aaa	UNITED STATES TREAS BDS	2,500,000	Aaa
FEDERAL FARM CR BKS	5,000,000	Aaa	UNITED STATES TREAS BDS	1,000,000	Aaa
FEDERAL FARM CR BKS	5,000,000	Aaa	UNITED STATES TREAS BDS	5,000,000	Aaa
FEDERAL FARM CR BKS	2,000,000	Aaa	UNITED STATES TREAS BDS	5,000,000	Aaa
FEDERAL HOME LOAN BANKS	5,000,000	Aaa	UNITED STATES TREAS NTS	1,500,000	Aaa
FEDERAL HOME LOAN BANKS	8,000,000	Aaa	UNITED STATES TREAS NTS	5,000,000	Aaa
FEDERAL NATL MTG ASSN	5,000,000	Aaa	UNITED STATES TREAS NTS	5,000,000	Aaa
FEDERAL NATL MTG ASSN	5,000,000	Aaa	UNITED STATES TREAS NTS	5,000,000	Aaa
			UNITED STATES TREAS NTS	6,000,000	Aaa

GASB 40

CUSIP	Description	Purchase Date	Rate/Coupon	Maturity	Par Value/Shares	Historical Cost	Market Value	Unrealized Gain/(Loss)	% Portfolio	Yield	Weighted Average Duration
Arapahoe County December 2020											
Farmers Credit Bank											
3133EJUH0	FFCB	7/16/2018	2.731	7/16/2021	5,000,000	4,995,500	5,133,075	133,075.00	3.98	2.73	2.84
31331XHX3	FFCB	6/12/2019	5.050	12/21/2021	5,000,000	5,378,750	5,241,814	241,814.00	3.98	1.96	2.33
3133EKNX0	FFCB	7/12/2019	2.160	6/3/2024	2,000,000	2,022,260	2,132,340	132,340.00	1.59	1.92	2.33
Total					12,000,000	12,396,510	12,507,229	507,229	9.56	2.20	2.50
Federal Home Loan Bank											
3130AF5B9	FHLB	4/17/2019	3.000	10/12/2021	5,000,000	5,083,650	5,143,817	143,817.00	3.98	2.30	2.39
3133XKWY7	FHLB	5/28/2019	5.250	6/10/2022	5,000,000	5,454,150	5,379,512	379,512.00	3.98	2.14	2.76
3133XN4B2	FHLB	3/18/2019	5.250	12/9/2022	8,000,000	8,793,440	8,808,787	808,787.00	6.37	2.45	2.77
3130A0F70	FHLB	5/28/2019	3.375	12/8/2023	5,000,000	5,265,550	5,473,381	473,381.00	3.98	2.14	4.41
3130A0XE5	FHLB	2/27/2019	3.250	3/8/2024	5,000,000	5,168,300	5,533,407	533,407.00	3.98	2.53	4.47
3130A0XE5	FHLB	3/26/2019	3.250	3/8/2024	5,000,000	5,000,000	5,533,407	533,407.00	3.98	1.83	3.26
3130A0XE5	FHLB	5/21/2019	3.250	3/8/2024	5,000,000	5,221,350	5,533,407	533,407.00	3.98	2.27	4.41
3130A1XJ2	FHLB	5/23/2019	2.875	6/14/2024	5,000,000	5,234,550	5,464,638	464,638.00	3.98	1.69	4.54
Total					43,000,000	45,220,990	46,870,356	3,870,356	34.26	2.17	3.63
Federal National Mortgage Association											
3135G0U43	FNMA	2/27/2019	2.875	9/12/2023	5,000,000	5,076,500	5,401,024	401,024.00	3.98	2.52	4.17
3135G0U43	FNMA	4/22/2019	2.875	9/12/2023	5,000,000	5,106,900	5,401,024	401,024.00	3.98	2.36	4.17
3135GOV34	FNMA	5/7/2019	2.500	2/5/2024	5,000,000	5,045,750	5,405,995	405,995.00	3.98	2.30	4.41
3135GOV34	FNMA	7/12/2019	2.500	2/5/2024	3,000,000	3,083,760	3,243,597	243,597.00	2.39	1.86	4.41
Total					18,000,000	18,312,910	19,451,640	1,451,640	14.34	2.26	4.29
Corporate Bonds											
594918AW4	MICROSOFT	3/29/2019	3.620	12/15/2023	5,000,000	5,260,900	5,468,906	468,906.00	3.98	1.83	4.28
857477AM5	STATE STREET	5/24/2019	3.700	11/20/2023	1,000,000	1,040,380	1,099,924	99,924.00	0.80	2.70	4.13
Total					6,000,000	6,301,280	6,568,830	568,830	4.78	2.27	4.21
Treasury Notes											
912828WR7	T-NOTE	3/12/2018	2.125	6/30/2021	6,000,000	5,935,688	6,059,520	59,520.00	4.78	2.46	0.97
912810EM6	T-NOTE	7/15/2019	7.250	8/15/2022	2,500,000	2,909,141	2,856,744	356,744.00	1.99	1.77	2.71
912810EN4	T-NOTE	7/15/2019	7.625	11/15/2022	1,000,000	1,188,656	1,149,849	149,849.00	0.80	1.77	2.87
912810EP9	T-NOTE	6/4/2019	7.125	2/15/2023	5,000,000	5,942,578	5,874,244	874,244.00	3.98	1.83	3.26
912810EP9	T-NOTE	8/2/2019	7.125	2/15/2023	5,000,000	5,915,938	5,874,244	874,244.00	3.98	1.83	3.26
9128284A5	T-NOTE	5/24/2019	2.625	2/28/2023	1,500,000	1,528,184	1,593,715	93,715.00	1.20	2.10	3.55
9128285D8	T-NOTE	6/19/2019	2.875	9/30/2023	5,000,000	5,229,609	5,407,633	407,633.00	3.98	1.75	4.01
9128285P1	T-NOTE	4/3/2019	2.875	11/30/2023	5,000,000	5,136,250	5,405,592	405,592.00	3.98	2.26	4.31
912828B66	T-NOTE	4/26/2019	2.750	2/15/2024	5,000,000	5,102,461	5,452,562	452,562.00	3.98	2.30	4.46
Total					36,000,000	38,888,504	39,674,103	3,674,103	28.69	2.01	3.27
Tennessee Valley Authority											
880591EL2	TVA	2/12/2020	3.875	2/15/2021	5,000,000	5,119,600	5,094,595	94,595.00	3.98	1.48	0.98
880591ER9	TVA	2/28/2020	2.875	9/15/2024	2,500,000	2,692,500	2,766,313	266,313.00	1.99	1.13	4.23
880591ER9	TVA	3/5/2020	2.875	9/15/2024	3,000,000	3,274,080	3,319,576	319,576.00	2.39	0.82	3.82
Total					10,500,000	11,086,180	11,180,484	680,484	8.37	1.14	3.01
Portfolio Total					125,500,000	132,206,374	136,252,642	10,752,642	100	2.01	3.48