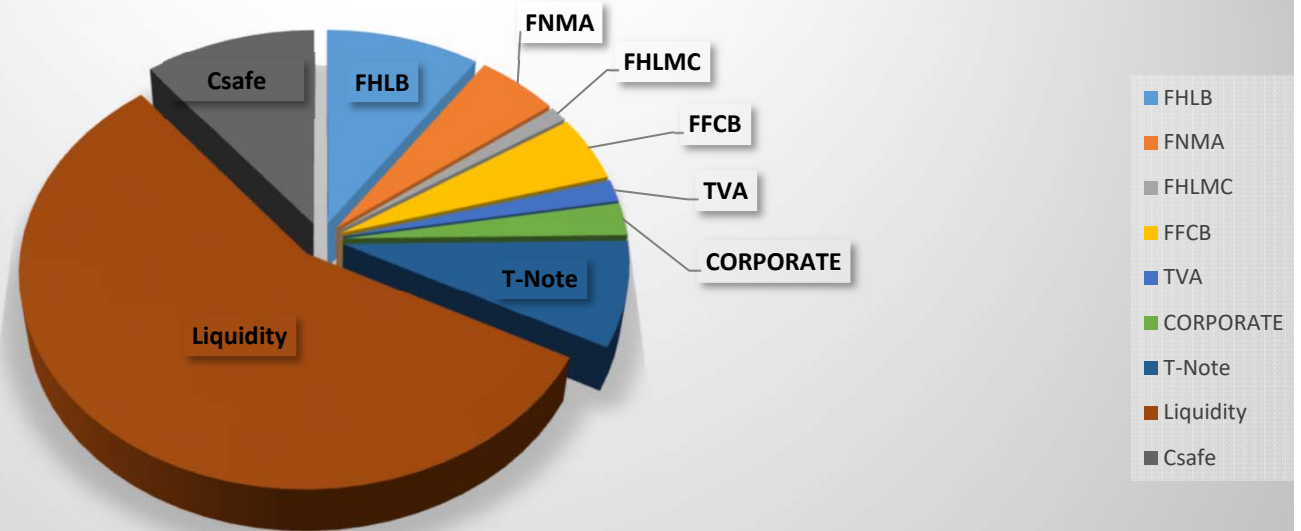


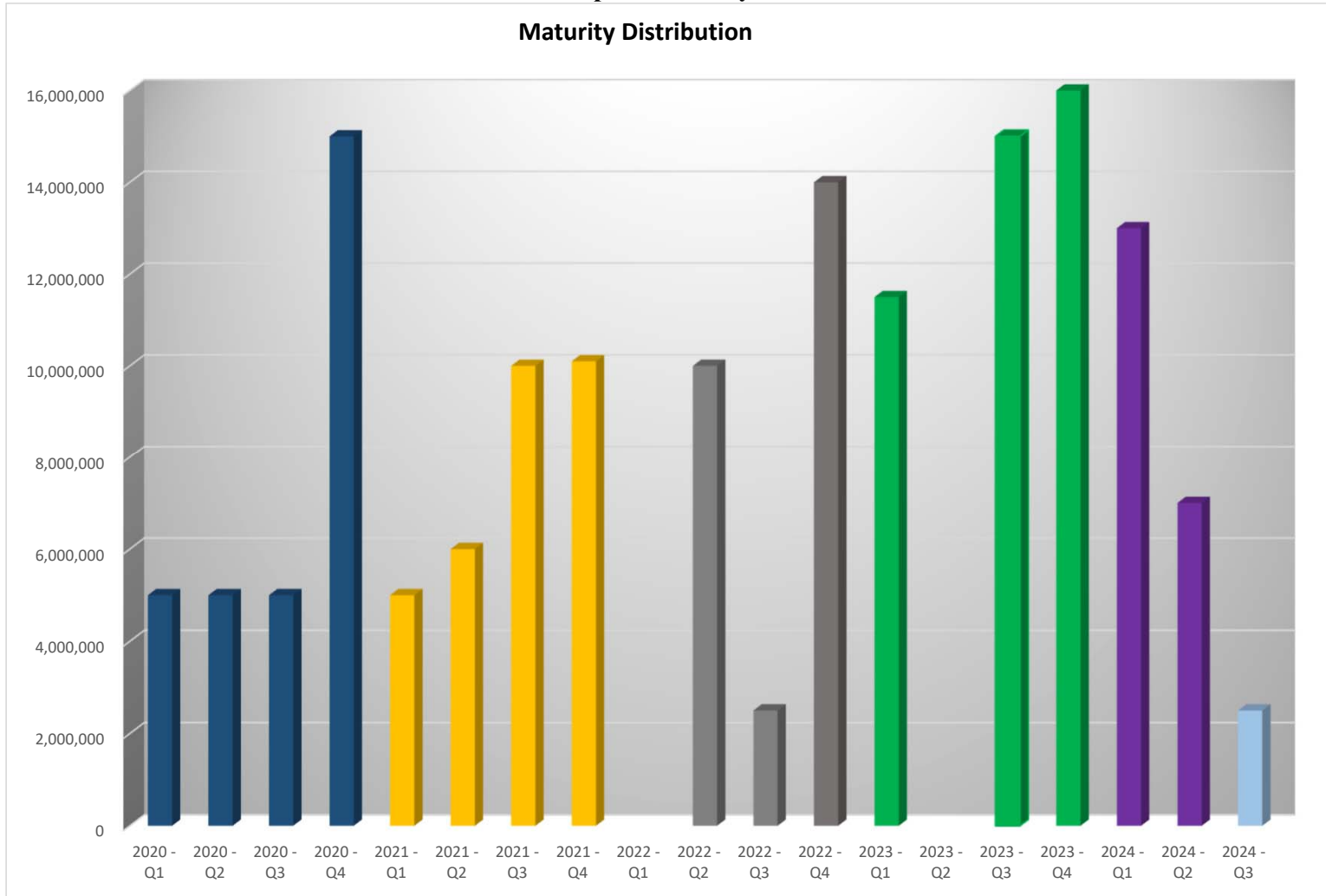
February 2020 Arapahoe County Securities Held



Description	Par Value	Market Value	Unrealized Gain/(Loss)	% Portfolio	Yield	Duration
FHLB	43,000,000	46,877,785	3,877,785	29.15	2.33	3.68
FNMA	23,000,000	24,322,159	1,322,159	15.59	2.15	3.76
FHLMC	5,000,000	5,023,785	23,785	3.39	1.72	1.91
FFCB	22,000,000	22,758,740	758,740	14.92	2.20	2.38
TVA	7,500,000	7,874,090	374,090	5.08	1.30	2.61
CORPORATE	11,000,000	11,582,279	582,279	7.46	2.46	3.19
T-Note	36,000,000	38,924,321	2,924,321	24.41	2.09	3.12
Liquidity	255,000,000	255,000,000	0	56.60	1.89	0.00
Csafe	48,004,896	48,004,896	0	10.66	1.92	0.00

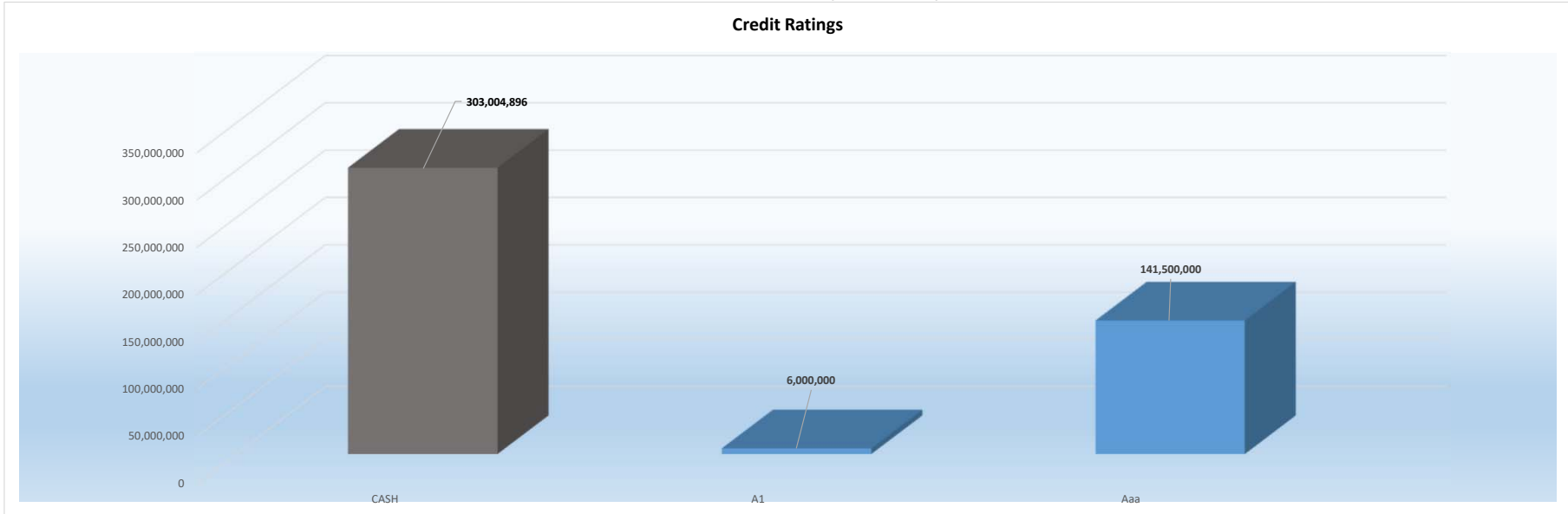
**February 2020
Arapahoe County
Maturity Distribution**

Quarter	Amount	# of Securities
2020 - Q1	5,000,000	1
2020 - Q2	5,000,000	1
2020 - Q3	5,000,000	1
2020 - Q4	15,000,000	3
2021 - Q1	5,000,000	1
2021 - Q2	6,000,000	1
2021 - Q3	10,000,000	2
2021 - Q4	10,100,000	3
2022 - Q1		
2022 - Q2	10,000,000	2
2022 - Q3	2,500,000	1
2022 - Q4	14,000,000	3
2023 - Q1	11,500,000	2
2023 - Q2		
2023 - Q3	15,000,000	3
2023 - Q4	16,000,000	4
2024 - Q1	13,000,000	3
2024 - Q2	7,000,000	2
2024 - Q3	2,500,000	1
2024 - Q4		



February 2020
Arapahoe County

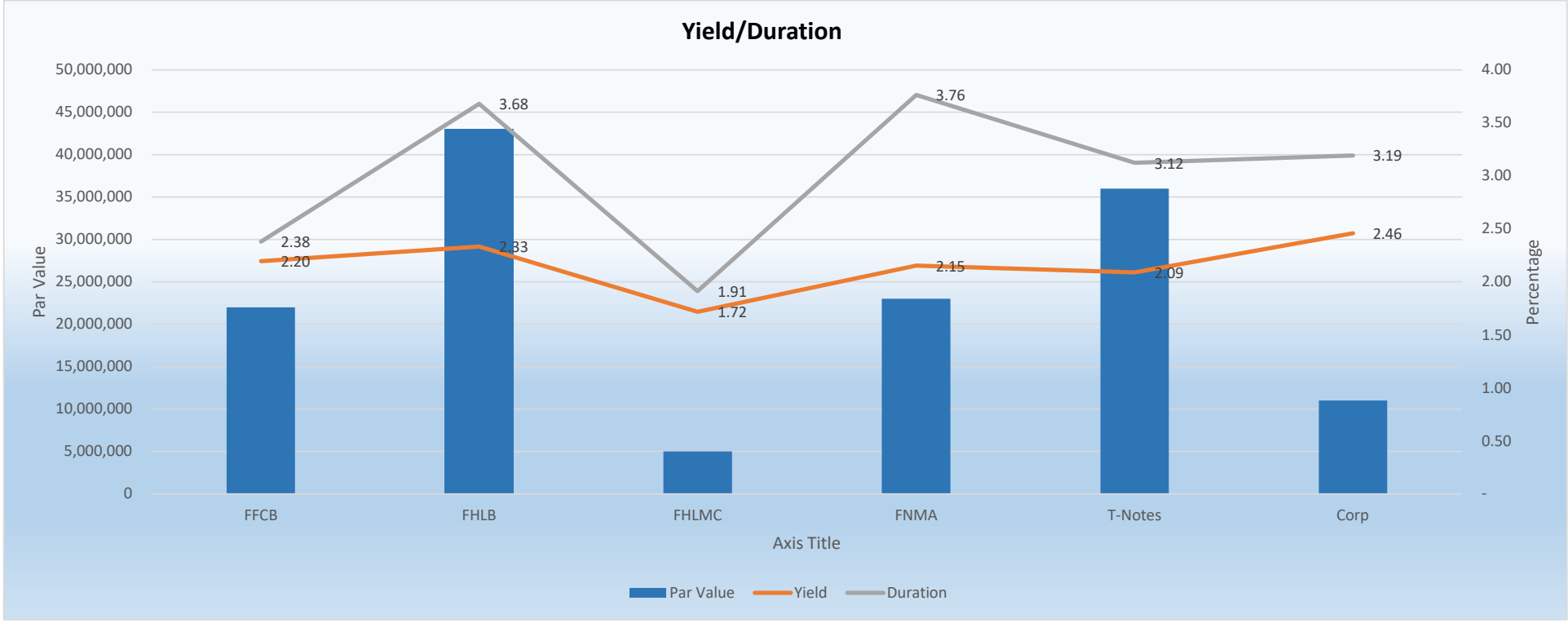
Credit Ratings



Security Description	Par	Rating	Security Description	Par	Rating
C-Safe	CASH	48,004,896	FEDERAL HOME LN BKS	8,000,000	Aaa
Liquidity	CASH	255,000,000	UNITED STATES TREAS BDS	5,000,000	Aaa
US BANK ASSN CINCINNATI OH M	5,000,000	A1	UNITED STATES TREAS NTS	1,500,000	Aaa
STATE STR CORP	1,000,000	A1	FEDERAL NATL MTG ASSN	5,000,000	Aaa
FEDERAL NATL MTG ASSN	5,000,000	Aaa	FEDERAL NATL MTG ASSN	5,000,000	Aaa
FEDERAL FARM CR BKS	5,000,000	Aaa	UNITED STATES TREAS NTS	5,000,000	Aaa
FEDERAL FARM CR BKS	5,000,000	Aaa	UNITED STATES TREAS NTS	5,000,000	Aaa
FEDERAL HOME LN MTG CORP	5,000,000	Aaa	FEDERAL HOME LOAN BANKS	5,000,000	Aaa
UNITED STATES TREAS NTS	5,000,000	Aaa	MICROSOFT CORP	5,000,000	Aaa
TENNESSEE VALLEY AUTH	5,000,000	Aaa	FEDERAL NATL MTG ASSN	3,000,000	Aaa
UNITED STATES TREAS NTS	6,000,000	Aaa	FEDERAL NATL MTG ASSN	5,000,000	Aaa
FEDERAL FARM CR BKS	5,000,000	Aaa	UNITED STATES TREAS NTS	5,000,000	Aaa
FEDERAL HOME LOAN BANKS	5,000,000	Aaa	FEDERAL HOME LOAN BANKS	5,000,000	Aaa
FEDERAL FARM CR BKS	5,000,000	Aaa	FEDERAL HOME LOAN BANKS	5,000,000	Aaa
FEDERAL HOME LN BKS	5,000,000	Aaa	FEDERAL FARM CR BKS	2,000,000	Aaa
UNITED STATES TREAS BDS	2,500,000	Aaa	FEDERAL HOME LOAN BANKS	5,000,000	Aaa
FEDERAL HOME LOAN BANKS	5,000,000	Aaa	TENNESSEE VALLEY AUTH	2,500,000	Aaa
UNITED STATES TREAS BDS	1,000,000	Aaa			

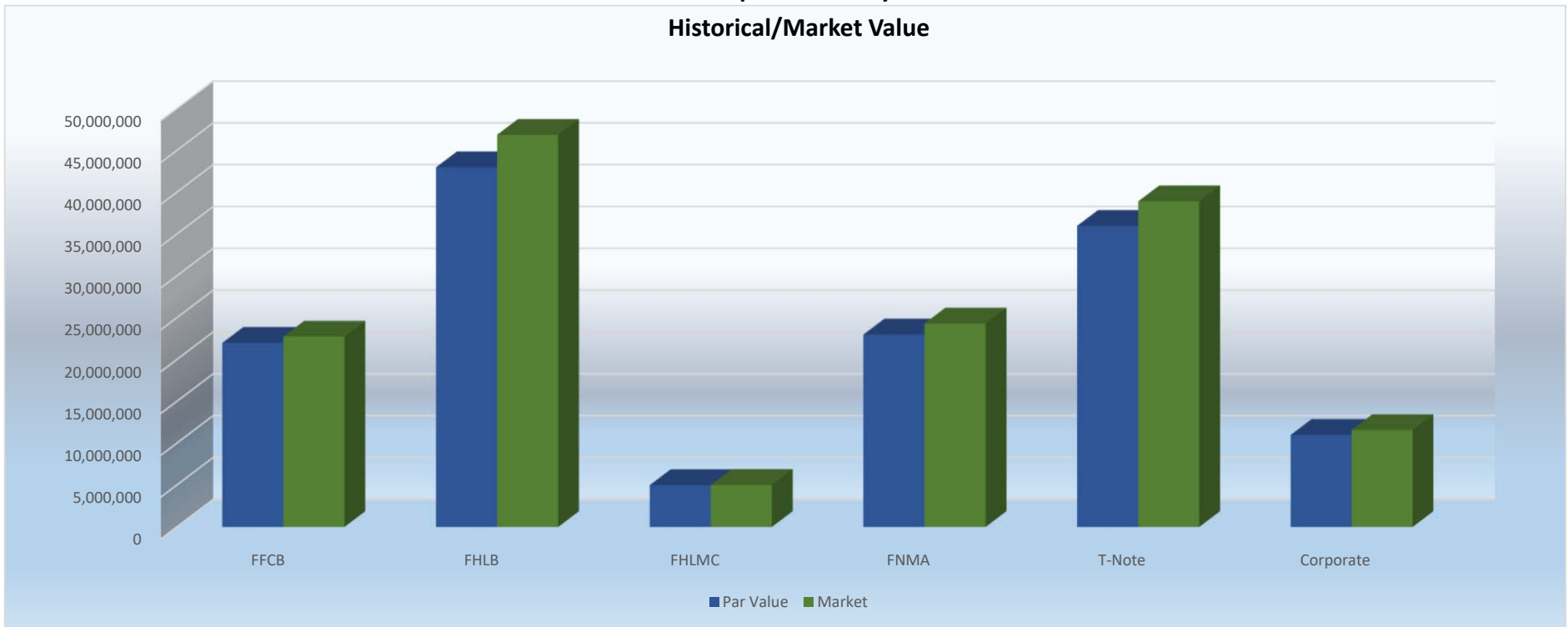
**February 2020
Arapaho County**

Yield/Duration



	Par Value	Yield	Duration
FFCB	22,000,000	2.20	2.38
FHLB	43,000,000	2.33	3.68
FHLMC	5,000,000	1.72	1.91
FNMA	23,000,000	2.15	3.76
T-Notes	36,000,000	2.09	3.12
Corp	11,000,000	2.46	3.19

**February 2020
Arapahoe County
Historical/Market Value**



	Par Value	Market
FFCB	22,000,000	22,758,740
FHLB	43,000,000	46,877,785
FHLMC	5,000,000	5,023,785
FNMA	23,000,000	24,322,159
T-Note	36,000,000	38,924,321

CUSIP	Description	Purchase Date	Rate/Coupon	Maturity	Par Value/Shares	Historical Cost	Market Value	Unrealized Gain/(Loss)	% Portfolio	Yield	Weighted Average Duration
Arapahoe County February 2020											
Farmers Credit Bank											
3133EGPP4	FFCB	8/5/2016	1.360	8/3/2020	5,000,000	5,000,250	5,004,772	4,772.00	3.39	1.74	2.38
3133EJUK3	FFCB	7/16/2018	2.637	10/16/2020	5,000,000	4,998,750	5,095,325	95,325.00	3.39	2.63	2.02
3133EJUHO	FFCB	7/16/2018	2.731	7/16/2021	5,000,000	4,995,500	5,137,300	137,300.00	3.39	2.73	2.84
31331XHX3	FFCB	6/12/2019	5.050	12/21/2021	5,000,000	5,378,750	5,414,043	414,043.00	3.39	1.96	2.33
3133EKNX0	FFCB	7/12/2019	2.160	6/3/2024	2,000,000	2,022,260	2,107,300	107,300.00	1.36	1.92	2.33
Total					22,000,000	22,395,510	22,758,740	758,740	14.92	2.20	2.38
Federal Home Loan Bank											
3130AF5B9	FHLB	4/17/2019	3.000	10/12/2021	5,000,000	5,083,650	5,220,417	220,417.00	3.39	2.30	2.39
3133XKWY7	FHLB	5/28/2019	5.250	6/10/2022	5,000,000	5,454,150	5,536,275	536,275.00	3.39	2.14	2.76
3130AF3H8	FHLB	11/5/2018	3.150	10/26/2022	5,000,000	5,000,000	5,116,375	116,375.00	3.39	3.15	3.68
3133XN4B2	FHLB	3/18/2019	5.250	12/9/2022	8,000,000	8,793,440	9,031,847	1,031,847.00	5.42	2.45	2.77
3130AOF70	FHLB	5/28/2019	3.375	12/8/2023	5,000,000	5,265,550	5,477,950	477,950.00	3.39	2.14	4.41
3130A0XE5	FHLB	2/27/2019	3.250	3/8/2024	5,000,000	5,168,300	5,533,536	533,536.00	3.39	2.53	4.47
3130A0XE5	FHLB	5/21/2019	3.250	3/8/2024	5,000,000	5,221,350	5,533,536	533,536.00	3.39	2.27	4.41
3130A1XJ2	FHLB	5/23/2019	2.875	6/14/2024	5,000,000	5,234,550	5,427,849	427,849.00	3.39	1.69	4.54
Total					43,000,000	45,220,990	46,877,785	3,877,785	29.15	2.33	3.68
Federal Home Loan Mortgage Corporation											
3134GBYE6	FHLMC	7/27/2017	1.750	10/27/2020	5,000,000	5,000,000	5,023,785	23,785.00	3.39	1.72	1.91
Total					5,000,000	5,000,000	5,023,785	23,785	3.39	1.72	1.91
Federal National Mortgage Association											
3136G4MT7	FNMA	3/27/2017	1.750	3/27/2020	5,000,000	4,992,500	5,039,051	39,051.00	3.39	1.73	1.66
3135G0U43	FNMA	2/27/2019	2.875	9/12/2023	5,000,000	5,076,500	5,401,285	401,285.00	3.39	2.52	4.17
3135G0U43	FNMA	4/22/2019	2.875	9/12/2023	5,000,000	5,106,900	5,401,285	401,285.00	3.39	2.36	4.17
3135GOV34	FNMA	5/7/2019	2.500	2/5/2024	5,000,000	5,045,750	5,300,336	300,336.00	3.39	2.30	4.41
3135GOV34	FNMA	7/12/2019	2.500	2/5/2024	3,000,000	3,113,262	3,180,202	180,202.00	2.03	1.86	4.41
Total					23,000,000	23,334,912	24,322,159	1,322,159	15.59	2.15	3.76
Treasury Notes											
912828M98	T-NOTE	5/2/2018	1.625	11/30/2020	5,000,000	4,882,734	5,036,979	36,979.00	3.39	2.57	1.97
912828WR7	T-NOTE	3/12/2018	2.125	6/30/2021	6,000,000	5,935,688	6,109,946	109,946.00	4.07	2.46	0.97
912810EM6	T-NOTE	7/15/2019	7.250	8/15/2022	2,500,000	2,922,908	2,890,648	390,648.00	1.69	1.77	2.71
912810EN4	T-NOTE	7/15/2019	7.625	11/15/2022	1,000,000	1,188,660	1,201,525	201,525.00	0.68	1.77	2.87
912810EP9	T-NOTE	6/4/2019	7.125	2/15/2023	5,000,000	5,945,578	5,922,273	922,273.00	3.39	1.83	3.26
9128284A5	T-NOTE	5/24/2019	2.625	2/28/2023	1,500,000	1,528,184	1,596,634	96,634.00	1.02	2.10	3.55
9128285D8	T-NOTE	6/19/2019	2.875	9/30/2023	5,000,000	5,229,609	5,406,757	406,757.00	3.39	1.75	4.01
9128285P1	T-NOTE	4/3/2019	2.875	11/30/2023	5,000,000	5,136,250	5,397,048	397,048.00	3.39	2.26	4.31
912828B66	T-NOTE	4/26/2019	2.750	2/15/2024	5,000,000	5,102,461	5,362,511	362,511.00	3.39	2.30	4.46
Total					36,000,000	37,872,072	38,924,321	2,924,321	24.41	2.09	3.12
Tennessee Valley Authority											
880591EL2	TVA	2/12/2020	3.875	2/15/2021	5,000,000	5,119,600	5,139,597	139,597.00	3.39	1.48	0.98
880591ER9	TVA	2/28/2020	2.875	9/15/2024	2,500,000	2,692,500	2,734,493	234,493.00	1.69	1.13	4.23
Total					7,500,000	7,812,100	7,874,090	374,090	5.08	1.30	2.61
Corporate Bonds											
90331HNU3	US BANK OHIO	4/29/2019	3.050	7/24/2020	5,000,000	5,033,000	5,040,553	40,553.00	3.39	2.85	1.17
594918AW4	MICROSOFT	3/29/2019	3.620	12/15/2023	5,000,000	5,260,900	5,447,704	447,704.00	3.39	1.83	4.28
857477AM5	STATE STREET	5/24/2019	3.700	11/20/2023	1,000,000	1,040,380	1,094,022	94,022.00	0.68	2.70	4.13
Total					11,000,000	11,334,280	11,582,279	582,279	7.46	2.46	3.19
Portfolio Total					147,500,000	152,969,864	157,363,159	9,863,159	100	2.04	2.95