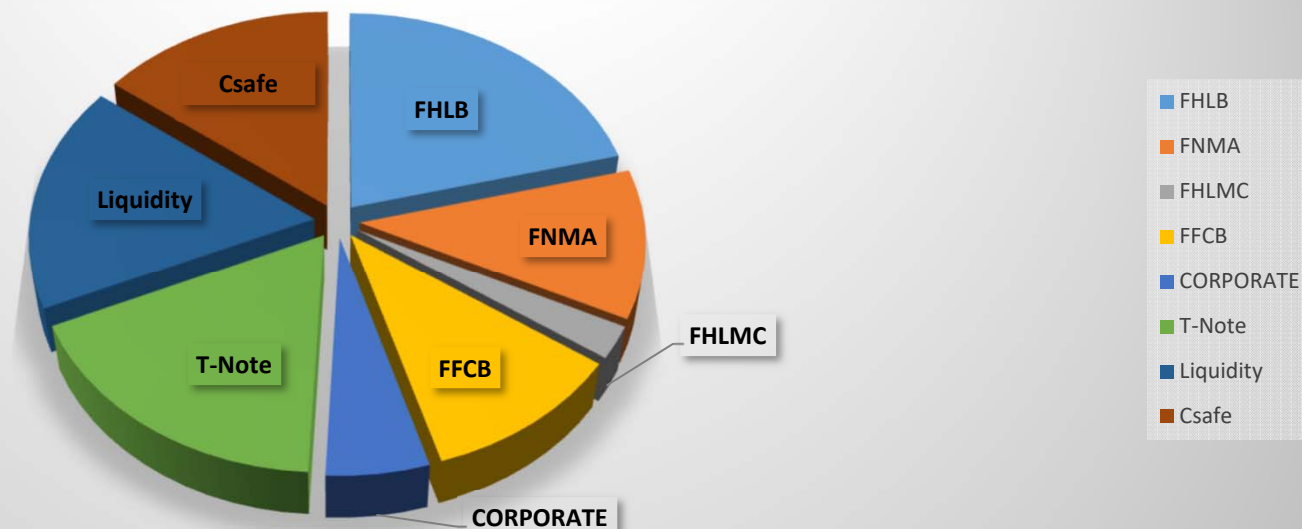


January 2020 Arapahoe County Securities Held

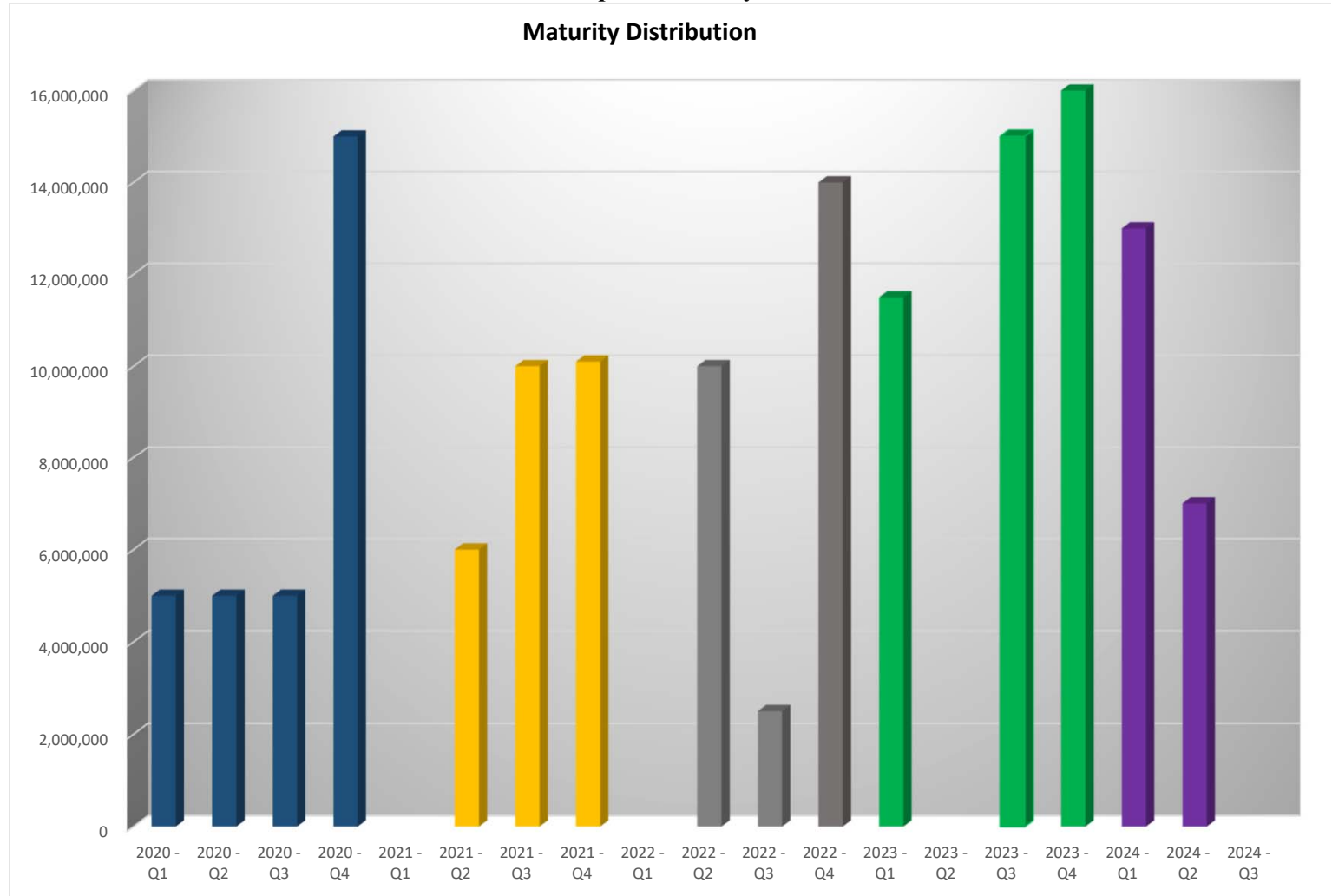


Description	Par Value	Market Value	Unrealized		Yield	Duration
			Gain/(Loss)	% Portfolio		
FHLB	43,000,000	46,266,322	3,266,322	30.71	2.33	3.68
FNMA	23,000,000	24,114,223	1,114,223	16.43	2.15	3.76
FHLMC	5,000,000	5,010,322	10,322	3.57	1.72	1.91
FFCB	22,000,000	22,640,954	640,954	15.71	2.20	2.38
CORPORATE	11,000,000	11,497,772	497,772	7.86	2.46	3.19
T-Note	36,000,000	38,809,690	2,809,690	25.71	2.09	3.12
Liquidity	35,000,000	35,000,000	0	17.08	1.89	0.00
Csafe	29,955,965	29,955,965	0	14.62	1.92	0.00

**January 2020
Arapahoe County**

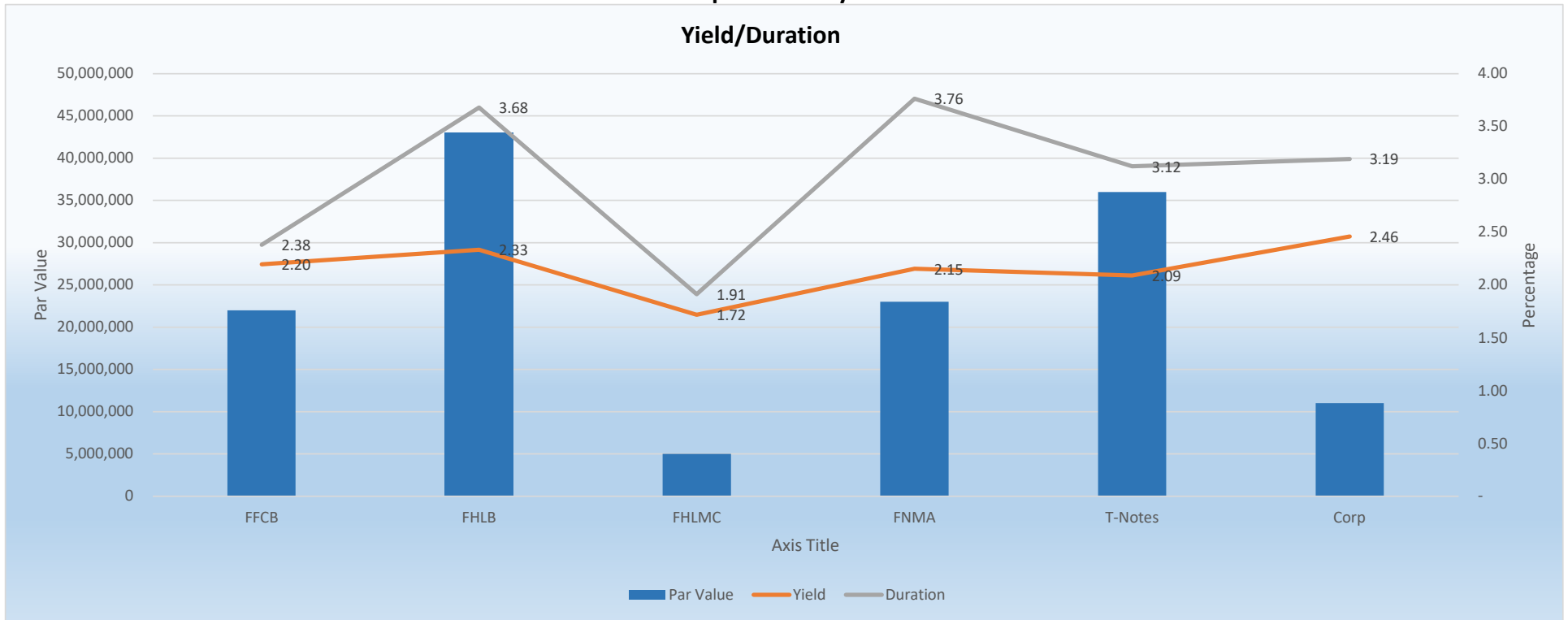
Maturity Distribution

Quarter	Amount	# of Securities
2020 - Q1	5,000,000	1
2020 - Q2	5,000,000	1
2020 - Q3	5,000,000	1
2020 - Q4	15,000,000	3
2021 - Q1		
2021 - Q2	6,000,000	1
2021 - Q3	10,000,000	2
2021 - Q4	10,100,000	3
2022 - Q1		
2022 - Q2	10,000,000	2
2022 - Q3	2,500,000	1
2022 - Q4	14,000,000	3
2023 - Q1	11,500,000	2
2023 - Q2		
2023 - Q3	15,000,000	3
2023 - Q4	16,000,000	4
2024 - Q1	13,000,000	3
2024 - Q2	7,000,000	2
2024 - Q3		
2024 - Q4		



**January 2020
Arapaho County**

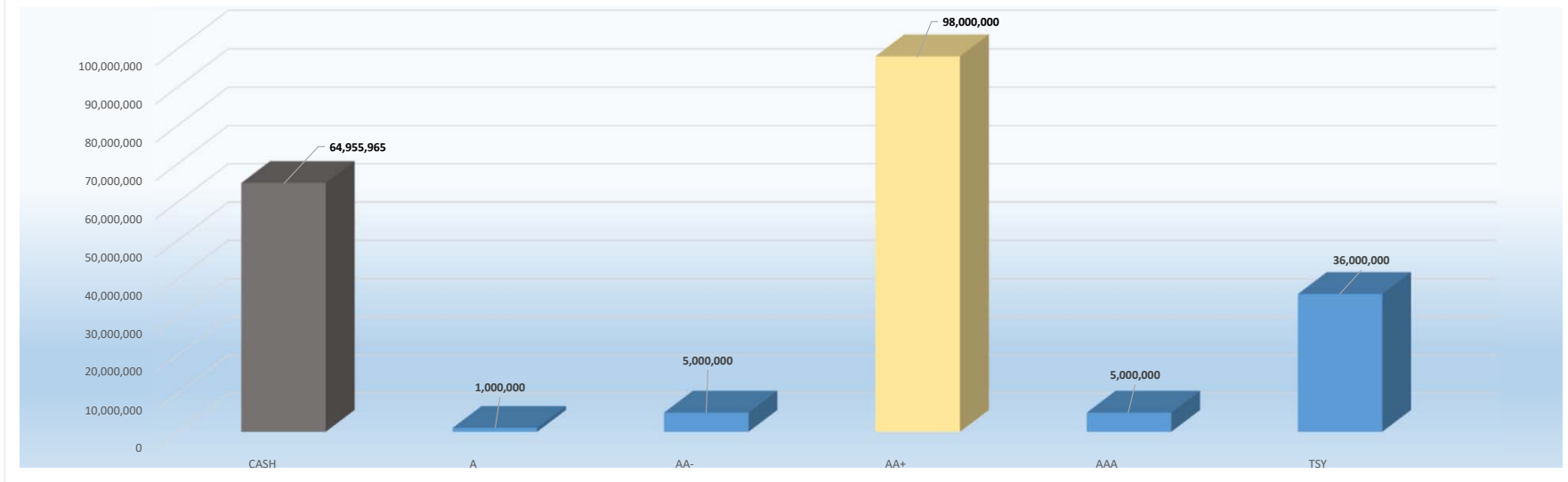
Yield/Duration



	Par Value	Yield	Duration
FFCB	22,000,000	2.20	2.38
FHLB	43,000,000	2.33	3.68
FHLMC	5,000,000	1.72	1.91
FNMA	23,000,000	2.15	3.76
T-Notes	36,000,000	2.09	3.12
Corp	11,000,000	2.46	3.19

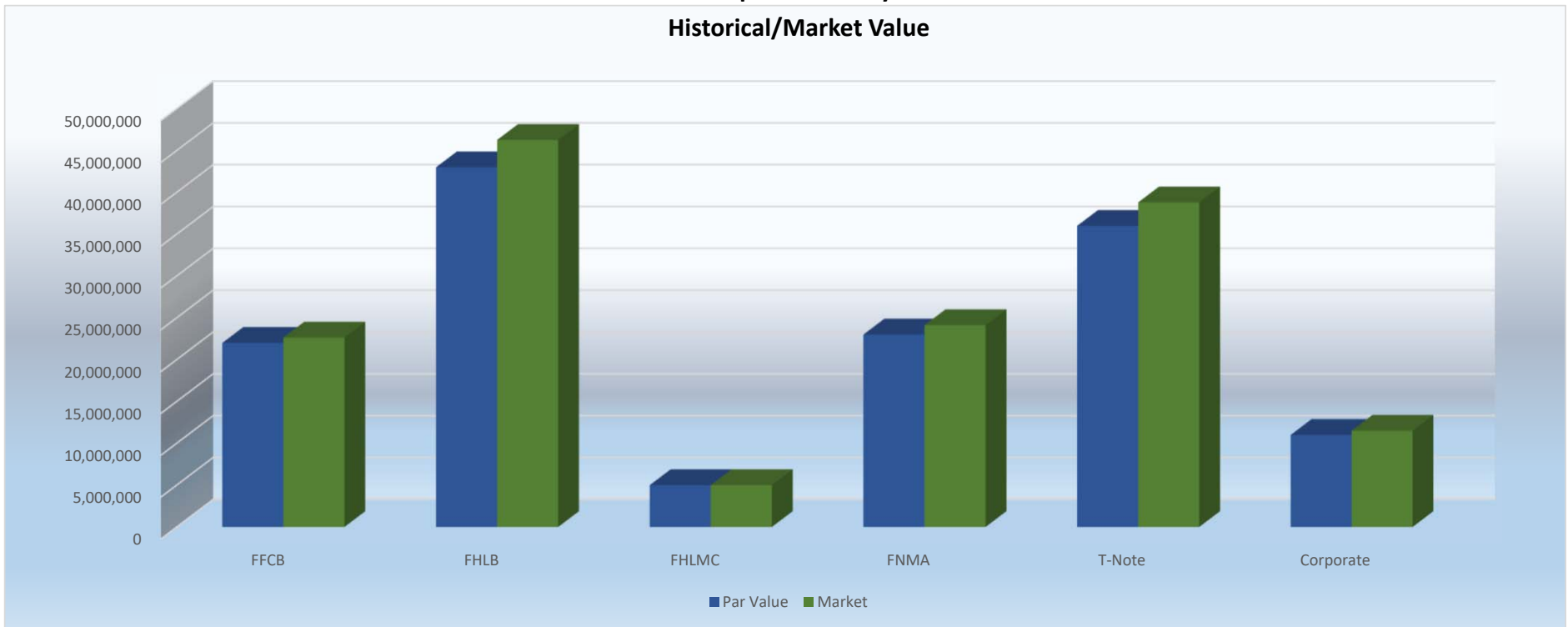
January 2020
Arapahoe County

Credit Ratings



Security Description	Rating	Par	Security Description	Rating	Par
C-Safe	CASH	29,955,965	FEDERAL HOME LOAN BANKS	AA+	5,000,000
Liquidity	CASH	35,000,000	FEDERAL NATL MTG ASSN	AA+	5,000,000
STATE STR CORP	A	1,000,000	FEDERAL NATL MTG ASSN	AA+	3,000,000
US BANK ASSN CINCINNATI OH M	AA-	5,000,000	FEDERAL HOME LOAN BANKS	AA+	5,000,000
FEDERAL HOME LN MTG CORP	AA+	5,000,000	FEDERAL HOME LOAN BANKS	AA+	5,000,000
FEDERAL NATL MTG ASSN	AA+	5,000,000	FEDERAL FARM CR BKS	AA+	2,000,000
FEDERAL FARM CR BKS	AA+	5,000,000	FEDERAL HOME LOAN BANKS	AA+	5,000,000
FEDERAL FARM CR BKS	AA+	5,000,000	MICROSOFT CORP	AAA	5,000,000
FEDERAL FARM CR BKS	AA+	5,000,000	UNITED STATES TREAS NTS	TSY	5,000,000
FEDERAL FARM CR BKS	AA+	5,000,000	UNITED STATES TREAS NTS	TSY	6,000,000
FEDERAL HOME LOAN BANKS	AA+	5,000,000	UNITED STATES TREAS BDS	TSY	2,500,000
FEDERAL FARM CR BKS	AA+	5,000,000	UNITED STATES TREAS BDS	TSY	1,000,000
FEDERAL HOME LN BKS	AA+	5,000,000	UNITED STATES TREAS BDS	TSY	5,000,000
FEDERAL HOME LOAN BANKS	AA+	5,000,000	UNITED STATES TREAS NTS	TSY	1,500,000
FEDERAL HOME LN BKS	AA+	8,000,000	UNITED STATES TREAS NTS	TSY	5,000,000
FEDERAL NATL MTG ASSN	AA+	5,000,000	UNITED STATES TREAS NTS	TSY	5,000,000
FEDERAL NATL MTG ASSN	AA+	5,000,000	UNITED STATES TREAS NTS	TSY	5,000,000

**January 2020
Arapahoe County
Historical/Market Value**



	Par Value	Market
FFCB	22,000,000	22,640,954
FHLB	43,000,000	46,266,322
FHLMC	5,000,000	5,010,322
FNMA	23,000,000	24,114,223
T-Note	36,000,000	38,809,690

CUSIP	Description	Purchase Date	Rate/Coupon	Maturity	Par Value/Shares	Historical Cost	Market Value	Unrealized Gain/(Loss)	% Portfolio	Yield	Weighted Average Duration
Arapahoe County January 2020											
Farmers Credit Bank											
3133EGPP4	FFCB	8/5/2016	1.360	8/3/2020	5,000,000	5,000,250	5,028,822	28,822.00	3.57	1.74	2.38
3133EJUK3	FFCB	7/16/2018	2.637	10/16/2020	5,000,000	4,998,750	5,076,731	76,731.00	3.57	2.63	2.02
3133EJUHO	FFCB	7/16/2018	2.731	7/16/2021	5,000,000	4,995,500	5,102,025	102,025.00	3.57	2.73	2.84
31331XHX3	FFCB	6/12/2019	5.050	12/21/2021	5,000,000	5,378,750	5,368,156	368,156.00	3.57	1.96	2.33
3133EKNX0	FFCB	7/12/2019	2.160	6/3/2024	2,000,000	2,022,260	2,065,220	65,220.00	1.43	1.92	2.33
Total					22,000,000	22,395,510	22,640,954	640,954	15.71	2.20	2.38
Federal Home Loan Bank											
3130AF5B9	FHLB	4/17/2019	3.000	10/12/2021	5,000,000	5,083,650	5,179,817	179,817.00	3.57	2.30	2.39
3133XKQWY7	FHLB	5/28/2019	5.250	6/10/2022	5,000,000	5,454,150	5,482,988	482,988.00	3.57	2.14	2.76
3130AF3H8	FHLB	11/5/2018	3.150	10/26/2022	5,000,000	5,000,000	5,096,213	96,213.00	3.57	3.15	3.68
3133XN4B2	FHLB	3/18/2019	5.250	12/9/2022	8,000,000	8,793,440	8,923,947	923,947.00	5.71	2.45	2.77
3130AOF70	FHLB	5/28/2019	3.375	12/8/2023	5,000,000	5,265,550	5,399,844	399,844.00	3.57	2.14	4.41
3130A0XE5	FHLB	2/27/2019	3.250	3/8/2024	5,000,000	5,168,300	5,428,648	428,648.00	3.57	2.53	4.47
3130A0XE5	FHLB	5/21/2019	3.250	3/8/2024	5,000,000	5,221,350	5,428,648	428,648.00	3.57	2.27	4.41
3130A1XJ2	FHLB	5/23/2019	2.875	6/14/2024	5,000,000	5,234,550	5,326,217	326,217.00	3.57	1.69	4.54
Total					43,000,000	45,220,990	46,266,322	3,266,322	30.71	2.33	3.68
Federal Home Loan Mortgage Corporation											
3134GBYE6	FHLMC	7/27/2017	1.750	10/27/2020	5,000,000	5,000,000	5,010,322	10,322.00	3.57	1.72	1.91
Total					5,000,000	5,000,000	5,010,322	10,322	3.57	1.72	1.91
Federal National Mortgage Association											
3136G4MT7	FNMA	3/27/2017	1.750	3/27/2020	5,000,000	4,992,500	5,032,039	32,039.00	3.57	1.73	1.66
3135G0U43	FNMA	2/27/2019	2.875	9/12/2023	5,000,000	5,076,500	5,320,203	320,203.00	3.57	2.52	4.17
3135G0U43	FNMA	4/22/2019	2.875	9/12/2023	5,000,000	5,106,900	5,320,203	320,203.00	3.57	2.36	4.17
3135GOV34	FNMA	5/7/2019	2.500	2/5/2024	5,000,000	5,276,111	5,276,111	276,111.00	3.57	2.30	4.41
3135GOV34	FNMA	7/12/2019	2.500	2/5/2024	3,000,000	3,113,262	3,165,667	165,667.00	2.14	1.86	4.41
Total					23,000,000	23,565,273	24,114,223	1,114,223	16.43	2.15	3.76
Treasury Notes											
912828M98	T-NOTE	5/2/2018	1.625	11/30/2020	5,000,000	4,882,734	5,016,514	16,514.00	3.57	2.57	1.97
912828WR7	T-NOTE	3/12/2018	2.125	6/30/2021	6,000,000	5,935,688	6,068,279	68,279.00	4.29	2.46	0.97
912810EM6	T-NOTE	7/15/2019	7.250	8/15/2022	2,500,000	2,922,908	2,950,712	450,712.00	1.79	1.77	2.71
912810EN4	T-NOTE	7/15/2019	7.625	11/15/2022	1,000,000	1,188,660	1,188,040	188,040.00	0.71	1.77	2.87
912810EP9	T-NOTE	6/4/2019	7.125	2/15/2023	5,000,000	5,945,578	6,027,104	1,027,104.00	3.57	1.83	3.26
9128284A5	T-NOTE	5/24/2019	2.625	2/28/2023	1,500,000	1,528,184	1,575,785	75,785.00	1.07	2.10	3.55
9128285D8	T-NOTE	6/19/2019	2.875	9/30/2023	5,000,000	5,229,609	5,325,860	325,860.00	3.57	1.75	4.01
9128285P1	T-NOTE	4/3/2019	2.875	11/30/2023	5,000,000	5,136,250	5,313,601	313,601.00	3.57	2.26	4.31
912828B66	T-NOTE	4/26/2019	2.750	2/15/2024	5,000,000	5,102,461	5,343,795	343,795.00	3.57	2.30	4.46
Total					36,000,000	37,872,072	38,809,690	2,809,690	25.71	2.09	3.12
Corporate Bonds											
90331HNU3	US BANK OHIO	4/29/2019	3.050	7/24/2020	5,000,000	5,033,000	5,028,615	28,615.00	3.57	2.85	1.17
594918AW4	MICROSOFT	3/29/2019	3.620	12/15/2023	5,000,000	5,260,900	5,387,060	387,060.00	3.57	1.83	4.28
857477AM5	STATE STREET	5/24/2019	3.700	11/20/2023	1,000,000	1,040,380	1,082,097	82,097.00	0.71	2.70	4.13
Total					11,000,000	11,334,280	11,497,772	497,772	7.86	2.46	3.19
Portfolio Total					140,000,000	145,388,125	148,339,283	8,339,283	100	2.16	3.01