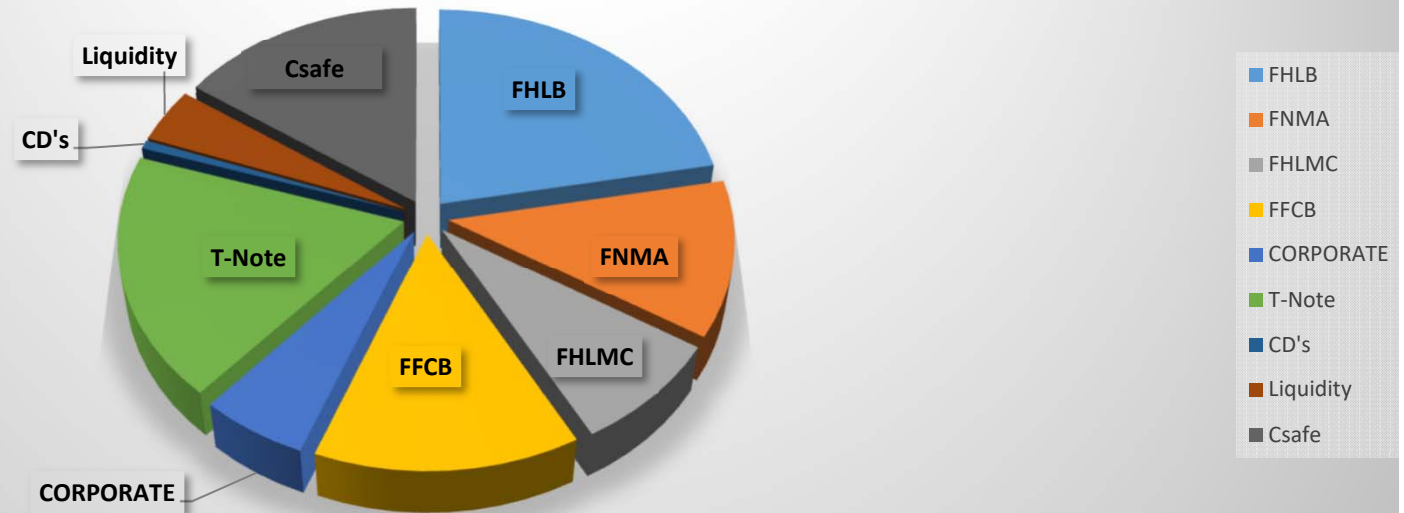


## December 2019 Arapahoe County Securities Held

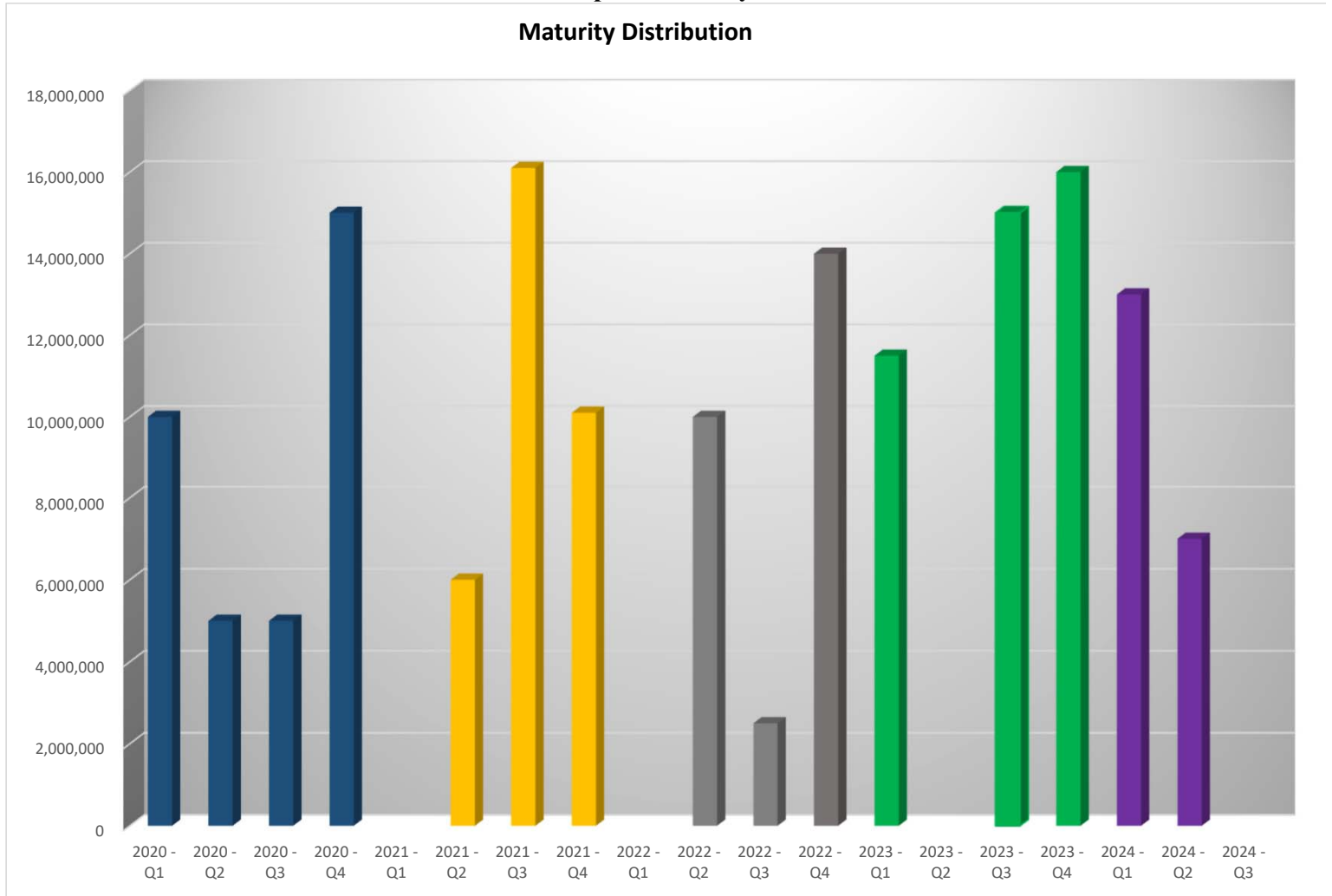


Description	Par Value	Market Value	Unrealized Gain/(Loss)	% Portfolio	Yield	Duration
FHLB	43,000,000	45,855,157	2,855,157	55.77	2.33	3.68
FNMA	23,000,000	23,878,827	878,827	29.83	2.15	3.76
FHLMC	16,100,000	16,230,290	130,290	20.88	1.74	2.58
FFCB	27,000,000	27,637,790	637,790	35.02	2.12	2.26
CORPORATE	11,000,000	11,493,107	493,107	14.27	2.46	3.19
T-Note	36,000,000	38,463,485	2,463,485	46.69	2.09	3.12
CD's	1,256,988	1,255,979	0	0.64	1.20	1.01
Liquidity	8,000,000	8,000,000	0	4.10	1.89	0.00
Csafe	29,912,362	29,912,362	0	15.32	1.92	0.00

**December 2019  
Arapahoe County**

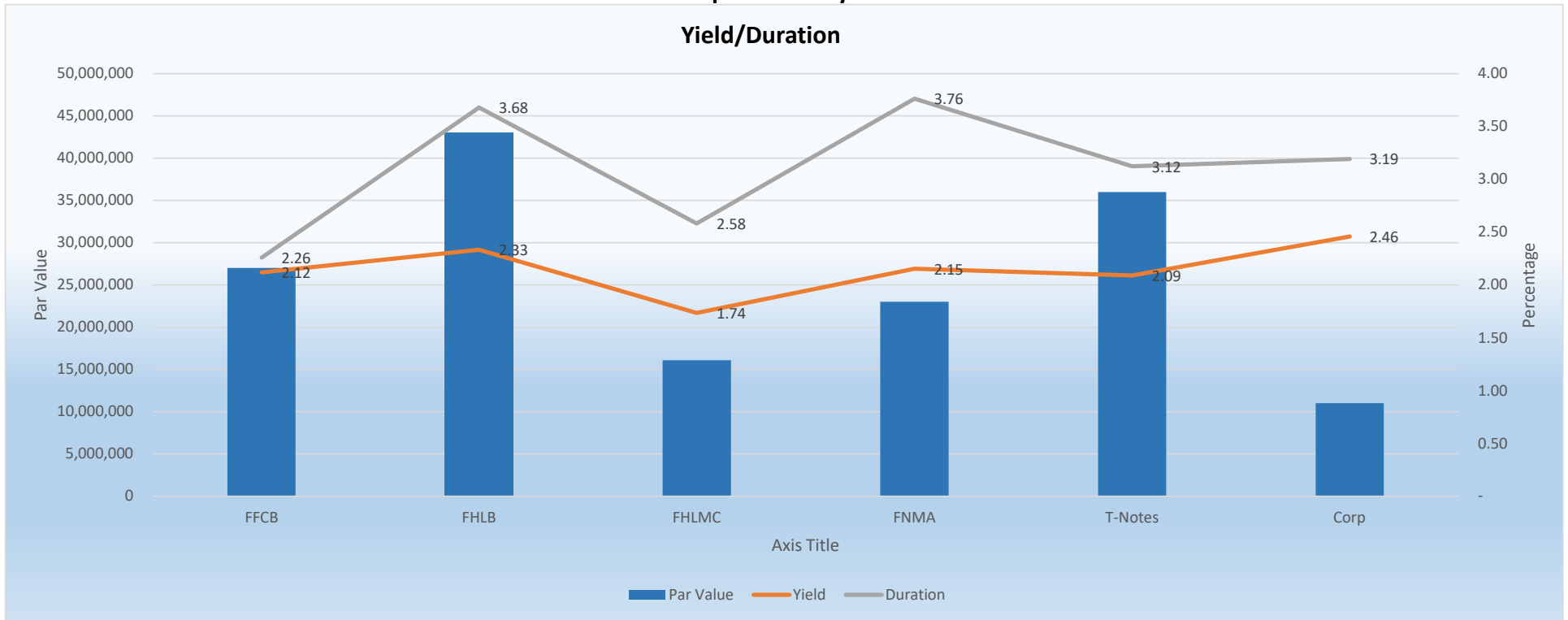
**Maturity Distribution**

Quarter	Amount	# of Securities
2020 - Q1	10,000,000	2
2020 - Q2	5,000,000	1
2020 - Q3	5,000,000	1
2020 - Q4	15,000,000	3
2021 - Q1		
2021 - Q2	6,000,000	1
2021 - Q3	16,100,000	3
2021 - Q4	10,100,000	3
2022 - Q1		
2022 - Q2	10,000,000	2
2022 - Q3	2,500,000	1
2022 - Q4	14,000,000	3
2023 - Q1	11,500,000	2
2023 - Q2		
2023 - Q3	15,000,000	3
2023 - Q4	16,000,000	4
2024 - Q1	13,000,000	3
2024 - Q2	7,000,000	2
2024 - Q3		
2024 - Q4		



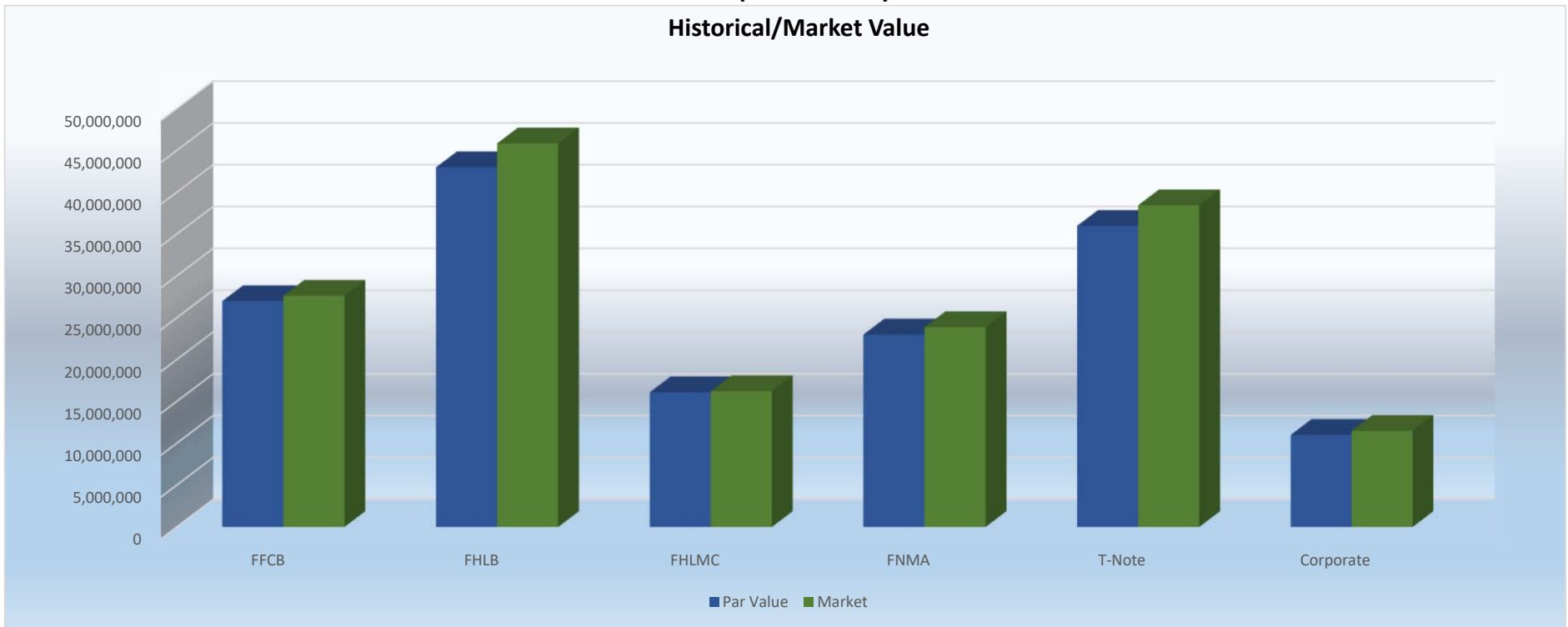
**December 2019  
Arapaho County**

**Yield/Duration**



	<b>Par Value</b>	<b>Yield</b>	<b>Duration</b>
<b>FFCB</b>	27,000,000	2.12	2.26
<b>FHLB</b>	43,000,000	2.33	3.68
<b>FHLMC</b>	16,100,000	1.74	2.58
<b>FNMA</b>	23,000,000	2.15	3.76
<b>T-Notes</b>	36,000,000	2.09	3.12
<b>Corp</b>	11,000,000	2.46	3.19

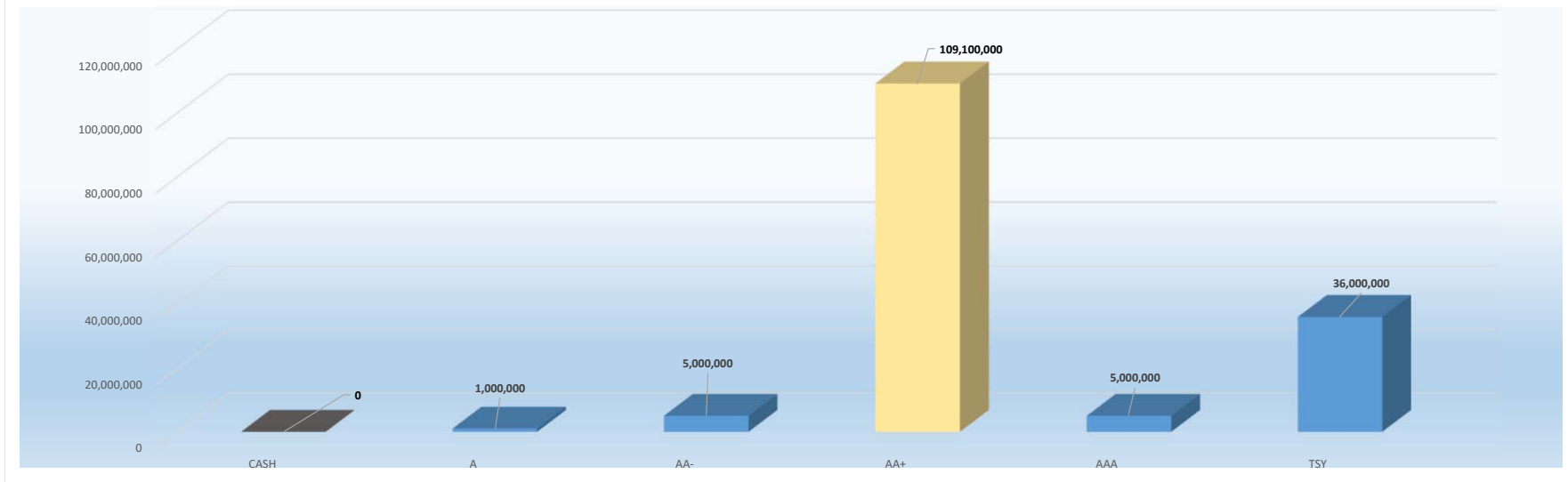
**December 2019  
Arapahoe County  
Historical/Market Value**



	<b>Par Value</b>	<b>Market</b>
<b>FFCB</b>	27,000,000	27,637,790
<b>FHLB</b>	43,000,000	45,855,157
<b>FHLMC</b>	16,100,000	16,230,290
<b>FNMA</b>	23,000,000	23,878,827
<b>T-Note</b>	36,000,000	38,463,485

December 2019  
Arapahoe County

Credit Ratings



Security Description	Rating	Par	Security Description	Rating	Par
C-Safe	CASH		FEDERAL NATL MTG ASSN	AA+	5,000,000
Liquidity	CASH		FEDERAL HOME LOAN BANKS	AA+	5,000,000
STATE STR CORP	A	1,000,000	FEDERAL NATL MTG ASSN	AA+	5,000,000
US BANK ASSN CINCINNATI OH M	AA-	5,000,000	FEDERAL NATL MTG ASSN	AA+	3,000,000
FEDERAL HOME LN MTG CORP	AA+	5,000,000	FEDERAL HOME LOAN BANKS	AA+	5,000,000
FEDERAL NATL MTG ASSN	AA+	5,000,000	FEDERAL HOME LOAN BANKS	AA+	5,000,000
FEDERAL FARM CR BKS	AA+	5,000,000	FEDERAL FARM CR BKS	AA+	2,000,000
FEDERAL FARM CR BKS	AA+	5,000,000	FEDERAL HOME LOAN BANKS	AA+	5,000,000
FEDERAL FARM CR BKS	AA+	5,000,000	MICROSOFT CORP	AAA	5,000,000
FEDERAL HOME LN MTG CORP	AA+	5,000,000	UNITED STATES TREAS NTS	TSY	5,000,000
FEDERAL FARM CR BKS	AA+	5,000,000	UNITED STATES TREAS NTS	TSY	6,000,000
FEDERAL HOME LN MTG CORP	AA+	6,100,000	UNITED STATES TREAS BDS	TSY	2,500,000
FEDERAL HOME LOAN BANKS	AA+	5,000,000	UNITED STATES TREAS BDS	TSY	1,000,000
FEDERAL FARM CR BKS	AA+	5,000,000	UNITED STATES TREAS BDS	TSY	5,000,000
FEDERAL HOME LN BKS	AA+	5,000,000	UNITED STATES TREAS NTS	TSY	1,500,000
FEDERAL HOME LOAN BANKS	AA+	5,000,000	UNITED STATES TREAS NTS	TSY	5,000,000
FEDERAL HOME LN BKS	AA+	8,000,000	UNITED STATES TREAS NTS	TSY	5,000,000
FEDERAL NATL MTG ASSN	AA+	5,000,000	UNITED STATES TREAS NTS	TSY	5,000,000

GASB 40

CUSIP	Description	Purchase Date	Rate/Coupon	Maturity	Par Value/Shares	Historical Cost	Market Value	Unrealized Gain/(Loss)	% Portfolio	Yield	Weighted Average Duration
<b>Arapahoe County December 2019</b>											
<b>Farmers Credit Bank</b>											
3133EHEN9	FFCB	4/5/2017	1.670	4/3/2020	5,000,000	4,995,750	5,019,661	19,661.00	6.49	1.74	1.67
3133EGPP4	FFCB	8/5/2016	1.360	8/3/2020	5,000,000	5,000,250	5,017,556	17,556.00	6.49	1.74	2.38
3133EJUK3	FFCB	7/16/2018	2.637	10/16/2020	5,000,000	4,998,750	5,070,544	70,544.00	6.49	2.63	2.02
3133EJUH0	FFCB	7/16/2018	2.731	7/16/2021	5,000,000	4,995,500	5,148,625	148,625.00	6.49	2.73	2.84
31331XHX3	FFCB	6/12/2019	5.050	12/21/2021	5,000,000	5,378,750	5,342,864	342,864.00	6.49	1.96	2.33
3133EKNX0	FFCB	7/12/2019	2.160	6/3/2024	2,000,000	2,022,260	2,038,540	38,540.00	2.59	1.92	2.33
<b>Total</b>					<b>27,000,000</b>	<b>27,391,260</b>	<b>27,637,790</b>	<b>637,790</b>	<b>35.02</b>	<b>2.12</b>	<b>2.26</b>
<b>Federal Home Loan Bank</b>											
3130AF5B9	FHLB	4/17/2019	3.000	10/12/2021	5,000,000	5,083,650	5,155,217	155,217.00	6.49	2.30	2.39
3133XKWY7	FHLB	5/28/2019	5.250	6/10/2022	5,000,000	5,454,150	5,448,463	448,463.00	6.49	2.14	2.76
3130AF3H8	FHLB	11/5/2018	3.150	10/26/2022	5,000,000	5,000,000	5,080,238	80,238.00	6.49	3.15	3.68
3133XN4B2	FHLB	3/18/2019	5.250	12/9/2022	8,000,000	8,793,440	8,855,106	855,106.00	10.38	2.45	2.77
3130AOF70	FHLB	5/28/2019	3.375	12/8/2023	5,000,000	5,265,550	5,322,181	322,181.00	6.49	2.14	4.41
3130A0XE5	FHLB	2/27/2019	3.250	3/8/2024	5,000,000	5,168,300	5,368,707	368,707.00	6.49	2.53	4.47
3130A0XE5	FHLB	5/21/2019	3.250	3/8/2024	5,000,000	5,221,350	5,368,707	368,707.00	6.49	2.27	4.41
3130A1XJ2	FHLB	5/23/2019	2.875	6/14/2024	5,000,000	5,234,550	5,256,538	256,538.00	6.49	1.69	4.54
<b>Total</b>					<b>43,000,000</b>	<b>45,220,990</b>	<b>45,855,157</b>	<b>2,855,157</b>	<b>55.77</b>	<b>2.33</b>	<b>3.68</b>
<b>Federal Home Loan Mortgage Corporation</b>											
3137EAE55	FHLMC	2/15/2017	1.500	1/17/2020	5,000,000	4,984,900	5,033,667	33,667.00	6.49	1.49	1.98
3134GBYE6	FHLMC	7/27/2017	1.750	10/27/2020	5,000,000	5,000,000	5,043,180	43,180.00	6.49	1.72	1.91
3134GBYJ5	FHLMC	7/17/2017	2.000	7/26/2021	6,100,000	6,100,000	6,153,443	53,443.00	7.91	2.00	3.85
<b>Total</b>					<b>16,100,000</b>	<b>16,084,900</b>	<b>16,230,290</b>	<b>130,290</b>	<b>20.88</b>	<b>1.74</b>	<b>2.58</b>
<b>Federal National Mortgage Association</b>											
3136G4MT7	FNMA	3/27/2017	1.750	3/27/2020	5,000,000	4,992,500	5,024,547	24,547.00	6.49	1.73	1.66
3135G0U43	FNMA	2/27/2019	2.875	9/12/2023	5,000,000	5,076,500	5,262,824	262,824.00	6.49	2.52	4.17
3135G0U43	FNMA	4/22/2019	2.875	9/12/2023	5,000,000	5,106,900	5,262,824	262,824.00	6.49	2.36	4.17
3135GOV34	FNMA	5/7/2019	2.500	2/5/2024	5,000,000	5,045,750	5,205,395	205,395.00	6.49	2.30	4.41
3135GOV34	FNMA	7/12/2019	2.500	2/5/2024	3,000,000	3,113,262	3,123,237	123,237.00	3.89	1.86	4.41
<b>Total</b>					<b>23,000,000</b>	<b>23,334,912</b>	<b>23,878,827</b>	<b>878,827</b>	<b>29.83</b>	<b>2.15</b>	<b>3.76</b>
<b>Treasury Notes</b>											
912828M98	T-NOTE	5/2/2018	1.625	11/30/2020	5,000,000	4,882,734	5,005,732	5,732.00	6.49	2.57	1.97
912828WR7	T-NOTE	3/12/2018	2.125	6/30/2021	6,000,000	5,935,688	6,047,340	47,340.00	7.78	2.46	0.97
912810EM6	T-NOTE	7/15/2019	7.250	8/15/2022	2,500,000	2,922,908	2,929,194	429,194.00	3.24	1.77	2.71
912810EN4	T-NOTE	7/15/2019	7.625	11/15/2022	1,000,000	1,188,660	1,178,546	178,546.00	1.30	1.77	2.87
912810EP9	T-NOTE	6/4/2019	7.125	2/15/2023	5,000,000	5,945,578	5,975,794	975,794.00	6.49	1.83	3.26
9128284A5	T-NOTE	5/24/2019	2.625	2/28/2023	1,500,000	1,528,184	1,559,607	59,607.00	1.95	2.10	3.55
9128285D8	T-NOTE	6/19/2019	2.875	9/30/2023	5,000,000	5,229,609	5,258,184	258,184.00	6.49	1.75	4.01
9128285P1	T-NOTE	4/3/2019	2.875	11/30/2023	5,000,000	5,136,250	5,242,076	242,076.00	6.49	2.26	4.31
912828B66	T-NOTE	4/26/2019	2.750	2/15/2024	5,000,000	5,102,461	5,267,012	267,012.00	6.49	2.30	4.46
<b>Total</b>					<b>36,000,000</b>	<b>37,872,072</b>	<b>38,463,485</b>	<b>2,463,485</b>	<b>46.69</b>	<b>2.09</b>	<b>3.12</b>
<b>Corporate Bonds</b>											
594918AW4	MICROSOFT	3/29/2019	3.620	12/15/2023	5,000,000	5,260,900	5,331,006	331,006.00	6.49	1.83	4.28
857477AM5	STATE STREET	5/24/2019	3.700	11/20/2023	1,000,000	1,040,380	1,069,994	69,994.00	1.30	2.70	4.13
90331HNU3	US BANK OHIO	4/29/2019	3.050	7/24/2020	5,000,000	5,033,000	5,092,107	92,107.00	6.49	2.85	1.17
<b>Total</b>					<b>11,000,000</b>	<b>11,334,280</b>	<b>11,493,107</b>	<b>493,107</b>	<b>14.27</b>	<b>2.46</b>	<b>3.19</b>
<b>Portfolio Total</b>					<b>77,100,000</b>	<b>78,145,352</b>	<b>79,240,014</b>	<b>2,140,014</b>	<b>100</b>	<b>2.15</b>	<b>3.10</b>