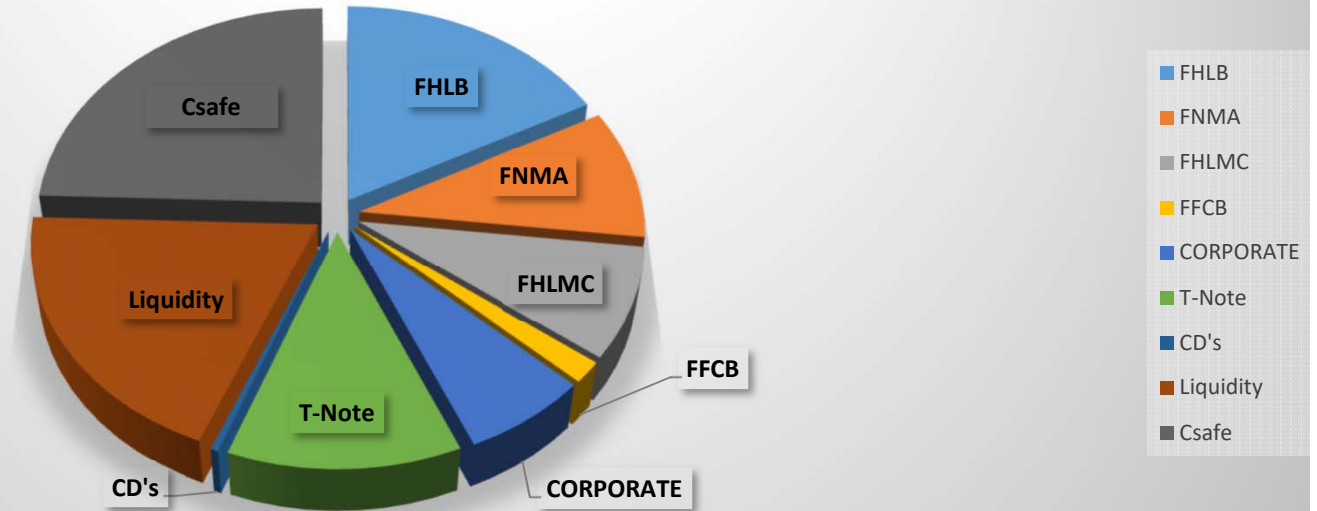


**June 2019**  
**Arapahoe County**  
**Securities Held**

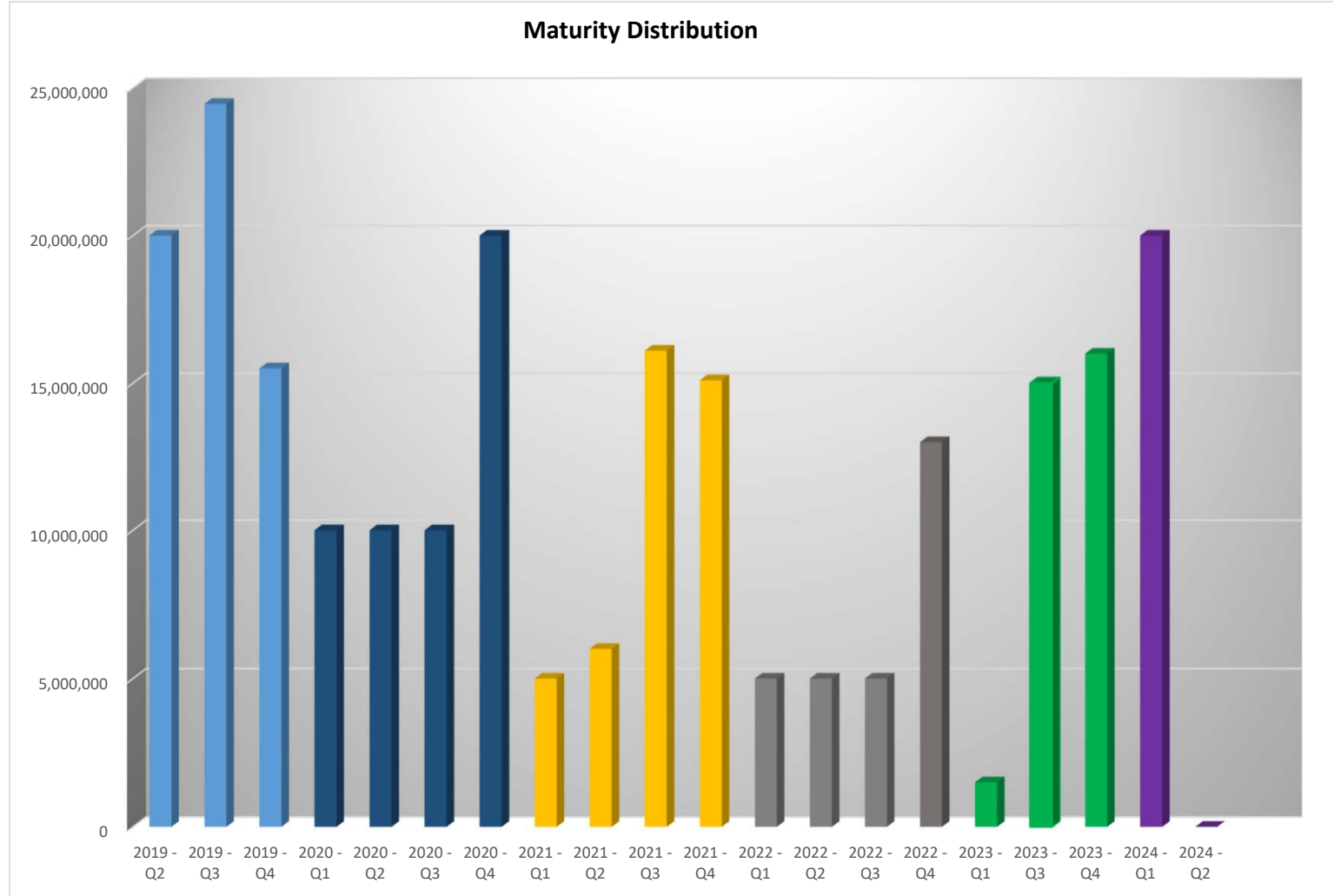


Description	Par Value	Market Value	Unrealized Gain/(Loss)	% Portfolio	Yield	Duration
FHLB	53,000,000	55,779,965	2,779,965	26.17	2.34	3.45
FNMA	30,000,000	30,731,737	731,737	14.81	2.00	3.10
FHLMC	26,100,000	26,248,856	10,990	2.20	1.83	2.24
FFCB	5,000,000	5,047,462	148,856	12.89	1.93	2.92
CORPORATE	20,460,000	20,979,996	519,996	10.10	2.14	2.79
T-Note	37,500,000	39,536,845	2,036,845	18.51	2.08	3.09
CD's	1,256,988	1,255,979	0	0.41	1.20	1.01
Liquidity	60,000,000	60,000,000	0	19.43	1.89	0.00
Csafe	75,540,940	75,540,940	0	24.46	1.92	0.00

**June 2019  
Arapahoe County**

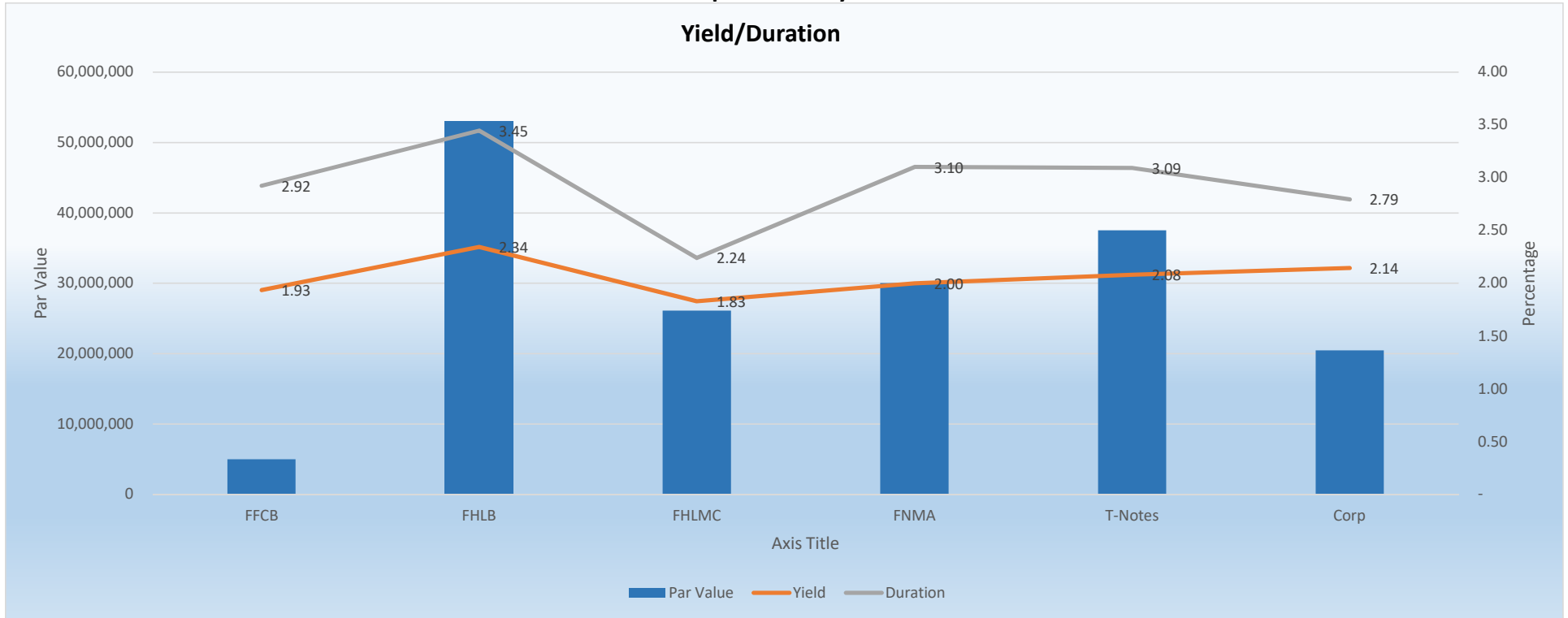
**Maturity Distribution**

Quarter	Amount	# of Securities
2019 - Q2	20,000,000	4
2019 - Q3	24,460,000	5
2019 - Q4	15,500,000	3
2020 - Q1	10,000,000	2
2020 - Q2	10,000,000	2
2020 - Q3	10,000,000	2
2020 - Q4	20,000,000	3
2021 - Q1	5,000,000	1
2021 - Q2	6,000,000	1
2021 - Q3	16,100,000	3
2021 - Q4	15,100,000	4
2022 - Q1	5,000,000	1
2022 - Q2	5,000,000	1
2022 - Q3	5,000,000	1
2022 - Q4	13,000,000	2
2023 - Q1	1,500,000	1
2023 - Q3	15,000,000	3
2023 - Q4	16,000,000	4
2024 - Q1	20,000,000	4
2024 - Q2	0	0



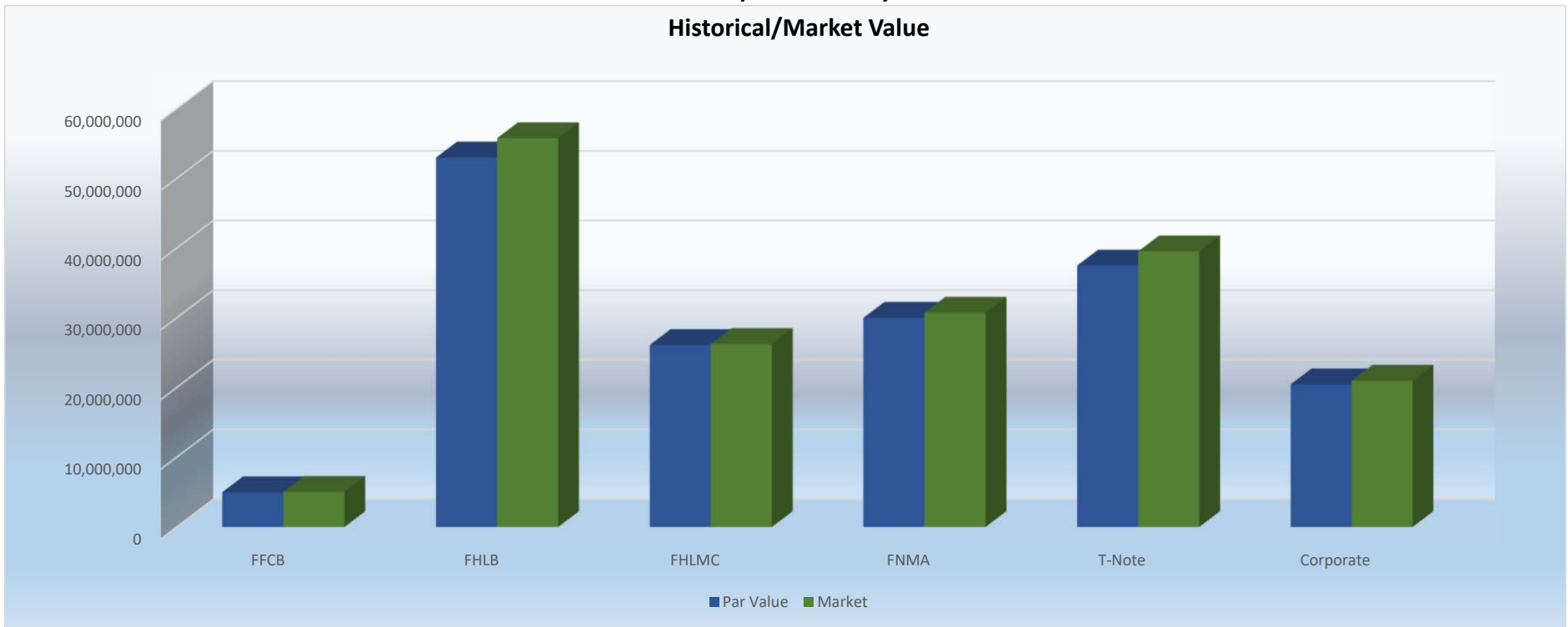
**June 2019  
Arapaho County**

**Yield/Duration**



	Par Value	Yield	Duration
<b>FFCB</b>	5,000,000	1.93	2.92
<b>FHLB</b>	53,000,000	2.34	3.45
<b>FHLMC</b>	26,100,000	1.83	2.24
<b>FNMA</b>	30,000,000	2.00	3.10
<b>T-Notes</b>	37,500,000	2.08	3.09
<b>Corp</b>	20,460,000	2.14	2.79

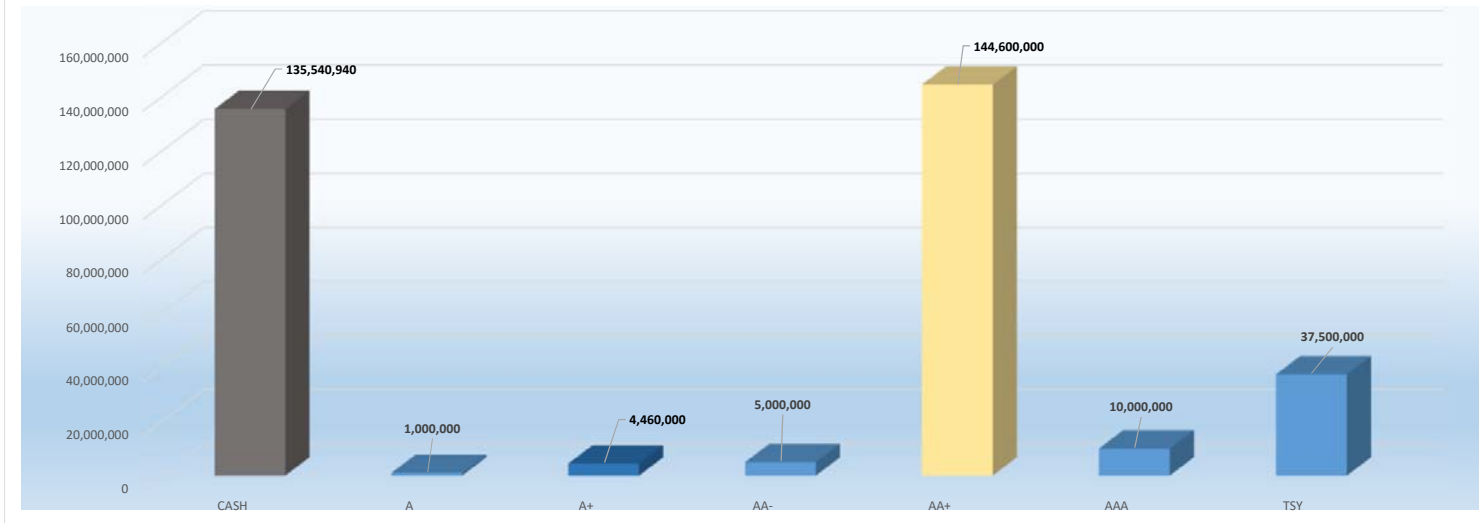
**June 2019**  
**Arapahoe County**  
**Historical/Market Value**



	<b>Par Value</b>	<b>Market</b>
<b>FFCB</b>	5,000,000	5,047,462
<b>FHLB</b>	53,000,000	55,779,965
<b>FHLMC</b>	26,100,000	26,248,856
<b>FNMA</b>	30,000,000	30,731,737
<b>T-Note</b>	37,500,000	39,536,845

June 2019  
Arapahoe County

Credit Ratings



Security Description	Rating	Par
C-Safe	CASH	75,540,940
Liquidity	CASH	60,000,000
STATE STR CORP	A	1,000,000
JP MORGAN CHASE BANK	A+	4,460,000
US BANK ASSN CINCINNATI OH M	AA-	5,000,000
FEDERAL NATL MTG ASSN	AA+	5,000,000
FEDERAL FARM CR BKS	AA+	5,000,000
FEDERAL HOME LN MTG CORP	AA+	5,000,000
FEDERAL NATL MTG ASSN	AA+	5,000,000
FEDERAL FARM CR BKS	AA+	5,500,000
FEDERAL HOME LN MTG CORP	AA+	5,000,000
FEDERAL NATL MTG ASSN	AA+	5,000,000
FEDERAL FARM CR BKS	AA+	5,000,000
FEDERAL HOME LOAN BANKS	AA+	5,000,000
FEDERAL FARM CR BKS	AA+	5,000,000
FEDERAL FARM CR BKS	AA+	5,000,000
FEDERAL HOME LN MTG CORP	AA+	5,000,000
FEDERAL HOME LOAN BANKS	AA+	5,000,000
FEDERAL FARM CR BKS	AA+	5,000,000
FEDERAL HOME LN MTG CORP	AA+	6,100,000
FEDERAL HOME LOAN BANKS	AA+	5,000,000
FEDERAL FARM CR BKS	AA+	5,000,000
FEDERAL HOME LOAN BANKS	AA+	5,000,000
FEDERAL HOME LN BKS	AA+	5,000,000
FEDERAL HOME LOAN BANKS	AA+	5,000,000
FEDERAL HOME LN BKS	AA+	8,000,000
FEDERAL NATL MTG ASSN	AA+	5,000,000
FEDERAL NATL MTG ASSN	AA+	5,000,000
FEDERAL HOME LOAN BANKS	AA+	5,000,000
FEDERAL NATL MTG ASSN	AA+	5,000,000
FEDERAL HOME LOAN BANKS	AA+	5,000,000
FEDERAL HOME LOAN BANKS	AA+	5,000,000
FEDERAL HOME LN MTG CORP	AA+	5,000,000
MICROSOFT CORP	AAA	5,000,000
MICROSOFT CORP	AAA	5,000,000
UNITED STATES TREAS NTS	TSY	5,000,000
UNITED STATES TREAS NTS	TSY	5,000,000

CUSIP	Description	Purchase Date	Rate/Coupon	Maturity	Par Value/Shares	Historical Cost	Market Value	Unrealized Gain/(Loss)	% Portfolio	Yield	Weighted Average Duration
<b>Arapahoe County June 2019</b>											
<b>Farmers Credit Bank</b>											
3133EF5V5	FFCB	5/2/2016	1.350	8/2/2019	5,000,000	4,995,650	5,024,125	24,125.00	2.47	1.88	1.91
3133EGBK0	FFCB	5/25/2016	1.300	11/25/2019	5,500,000	5,493,125	5,491,264	(8,736.00)	2.72	1.59	1.84
3133EHEN9	FFCB	4/5/2017	1.670	4/3/2020	5,000,000	4,995,750	5,008,315	8,315.00	2.47	1.74	1.67
3133EGPP4	FFCB	8/5/2016	1.360	8/3/2020	5,000,000	5,000,250	5,001,089	1,089.00	2.47	1.74	2.38
3133EJUK3	FFCB	7/16/2018	2.637	10/16/2020	5,000,000	4,998,750	5,071,300	71,300.00	2.47	2.63	2.02
3133EJUHO	FFCB	7/16/2018	2.731	7/16/2021	5,000,000	4,995,500	5,151,500	151,500.00	2.47	2.73	2.84
31331XHX3	FFCB	6/12/2019	5.050	12/21/2021	5,000,000	5,378,750	5,394,910	394,910.00	2.47	1.96	2.33
<b>Total</b>					<b>35,500,000</b>	<b>35,857,775</b>	<b>36,142,503</b>	<b>642,503</b>	<b>17.53</b>	<b>2.04</b>	<b>2.14</b>
<b>Federal Home Loan Bank</b>											
3133XN4B2	FHLB	3/18/2019	5.250	12/9/2019	8,000,000	8,793,440	8,921,767	921,767.00	3.95	2.45	2.77
3130ABNQ5	FHLB	6/26/2017	1.625	6/26/2020	5,000,000	5,000,000	4,986,101	(13,899.00)	2.47	1.69	2.95
3130ADG48	FHLB	2/7/2018	2.250	1/29/2021	5,000,000	4,986,250	5,047,462	47,462.00	2.47	2.35	2.85
3130AF5B9	FHLB	4/17/2019	3.000	10/12/2021	5,000,000	5,083,650	5,164,867	164,867.00	2.47	2.30	2.39
3130ADCP5	FHLB	1/26/2018	2.350	1/25/2022	5,000,000	4,987,000	5,049,937	49,937.00	2.47	2.42	3.77
3133XKWW7	FHLB	5/28/2019	5.250	6/10/2022	5,000,000	5,454,150	5,504,275	504,275.00	2.47	2.14	2.76
3130AF3H8	FHLB	11/5/2018	3.150	10/26/2022	5,000,000	5,000,000	5,105,225	105,225.00	2.47	3.15	3.68
3130AOF70	FHLB	5/28/2019	3.375	12/8/2023	5,000,000	5,265,550	5,328,725	328,725.00	2.47	2.14	4.41
3130AOXE5	FHLB	2/27/2019	3.250	3/8/2024	5,000,000	5,168,300	5,335,803	335,803.00	2.47	2.53	4.47
3130AOXE5	FHLB	5/21/2019	3.250	3/8/2024	5,000,000	5,221,350	5,335,803	335,803.00	2.47	2.27	4.41
<b>Total</b>					<b>53,000,000</b>	<b>54,959,690</b>	<b>55,779,965</b>	<b>2,779,965</b>	<b>26.17</b>	<b>2.34</b>	<b>3.45</b>
<b>Federal Home Loan Mortgage Corporation</b>											
3137EADM8	FHLMC	5/19/2016	1.250	10/2/2019	5,000,000	5,003,766	5,002,831	2,831.00	2.47	1.46	2.29
3137EAAE5	FHLMC	2/15/2017	1.500	1/17/2020	5,000,000	4,984,900	5,015,842	15,842.00	2.47	1.49	1.98
3134GBYE6	FHLMC	7/27/2017	1.750	10/27/2020	5,000,000	5,000,000	5,027,151	27,151.00	2.47	1.72	1.91
3134GBYJ5	FHLMC	7/17/2017	2.000	7/26/2021	6,100,000	6,100,000	6,151,999	51,999.00	3.01	2.00	3.85
3134GS2U8	FHLMC	3/11/2019	3.000	3/11/2024	5,000,000	5,000,000	5,051,033	51,033.00	2.47	3.00	4.58
<b>Total</b>					<b>26,100,000</b>	<b>26,088,666</b>	<b>26,248,856</b>	<b>148,856</b>	<b>12.89</b>	<b>1.93</b>	<b>2.92</b>
<b>Federal National Mortgage Association</b>											
3135GOL76	FNMA	7/11/2016	1.075	7/11/2019	5,000,000	5,000,000	5,023,234	23,234.00	2.47	1.60	1.84
3136GOT68	FNMA	4/26/2016	1.330	10/24/2019	5,000,000	5,022,750	4,998,272	(1,728.00)	2.47	1.49	2.35
3136G4MT7	FNMA	3/27/2017	1.750	3/27/2020	5,000,000	4,992,500	5,011,818	11,818.00	2.47	1.73	1.66
3135G0U43	FNMA	2/27/2019	2.875	9/12/2023	5,000,000	5,076,500	5,249,776	249,776.00	2.47	2.52	4.17
3135G0U43	FNMA	4/22/2019	2.875	9/12/2023	5,000,000	5,106,900	5,249,776	249,776.00	2.47	2.36	4.17
3135GOV34	FNMA	5/7/2019	2.500	2/5/2024	5,000,000	5,045,750	5,198,861	198,861.00	2.47	2.30	4.41
<b>Total</b>					<b>30,000,000</b>	<b>30,244,400</b>	<b>30,731,737</b>	<b>731,737</b>	<b>14.81</b>	<b>2.00</b>	<b>3.10</b>
<b>Treasury Notes</b>											
912828D80	T-NOTE	3/13/2015	1.625	8/31/2019	5,000,000	5,025,391	5,020,995	20,995.00	2.47	1.37	2.20
912828M98	T-NOTE	5/2/2018	1.625	11/30/2020	5,000,000	4,882,734	4,990,416	(9,584.00)	2.47	2.57	1.97
912828WR7	T-NOTE	3/12/2018	2.125	6/30/2021	6,000,000	5,935,688	6,106,186	106,186.00	2.96	2.46	0.97
912810EP9	T-NOTE	6/4/2019	7.125	2/15/2023	5,000,000	5,945,578	6,071,337	1,071,337.00	2.47	1.83	3.26
912828A45	T-NOTE	5/24/2019	2.625	2/28/2023	1,500,000	1,528,184	1,560,240	60,240.00	0.74	2.10	3.55
9128285D8	T-NOTE	6/19/2019	2.875	9/30/2023	5,000,000	5,229,609	5,265,606	265,606.00	2.47	1.75	4.01
9128285P1	T-NOTE	4/3/2019	2.875	11/30/2023	5,000,000	5,136,250	5,250,447	250,447.00	2.47	2.26	4.31
912828B66	T-NOTE	4/26/2019	2.750	2/15/2024	5,000,000	5,102,461	5,271,618	271,618.00	2.47	2.30	4.46
<b>Total</b>					<b>37,500,000</b>	<b>38,785,895</b>	<b>39,536,845</b>	<b>2,036,845</b>	<b>18.51</b>	<b>2.08</b>	<b>3.09</b>
<b>Corporate Bonds</b>											
90331HNU3	US BANK OHIO	4/29/2019	3.050	7/24/2020	5,000,000	5,033,000	5,106,936	106,936.00	2.47	2.85	1.17
48125LRG9	JP MORGAN	10/28/2016	1.650	9/23/2019	4,460,000	4,468,429	4,470,990	10,990.00	2.20	1.83	2.24
594918BN3	MICROSOFT	8/9/2016	1.100	8/8/2019	5,000,000	5,004,400	5,015,439	15,439.00	2.47	1.51	2.15
594918AW4	MICROSOFT	3/29/2019	3.620	12/15/2023	5,000,000	5,260,900	5,326,695	326,695.00	2.47	1.83	4.28
857477AM5	STATE STREET	5/24/2019	3.700	11/20/2023	1,000,000	1,040,380	1,059,936	59,936.00	0.49	2.70	4.13
<b>Total</b>					<b>20,460,000</b>	<b>20,807,109</b>	<b>20,979,996</b>	<b>519,996</b>	<b>10.10</b>	<b>2.14</b>	<b>2.79</b>
<b>Portfolio Total</b>					<b>202,560,000</b>	<b>206,743,535</b>	<b>209,419,902</b>	<b>6,859,902</b>	<b>100</b>	<b>2.09</b>	<b>2.92</b>