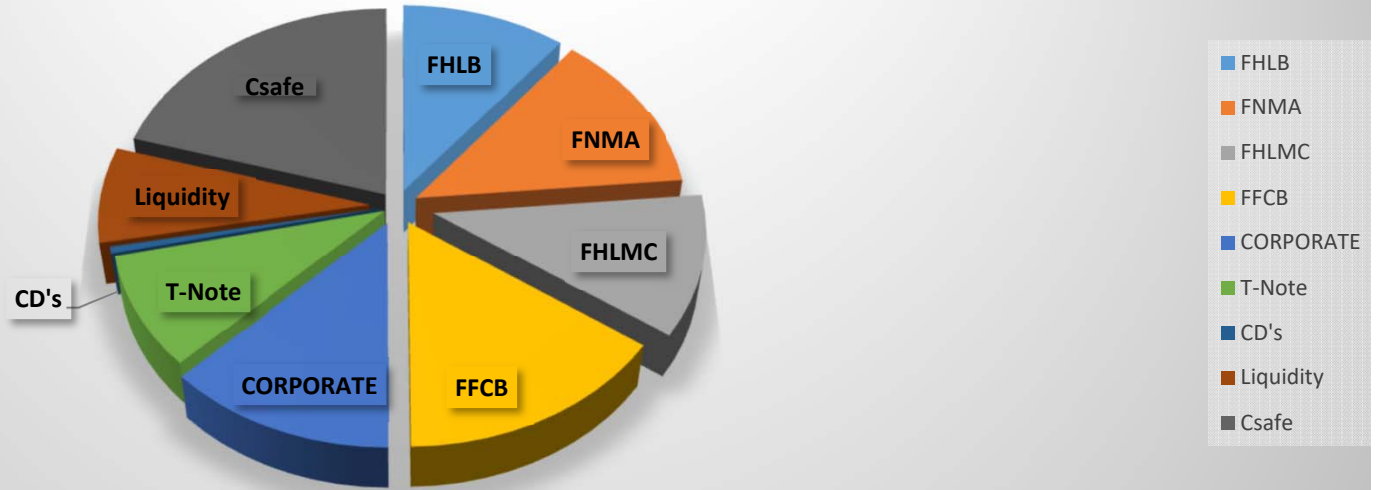


July 2018
Arapahoe County
Securities Held

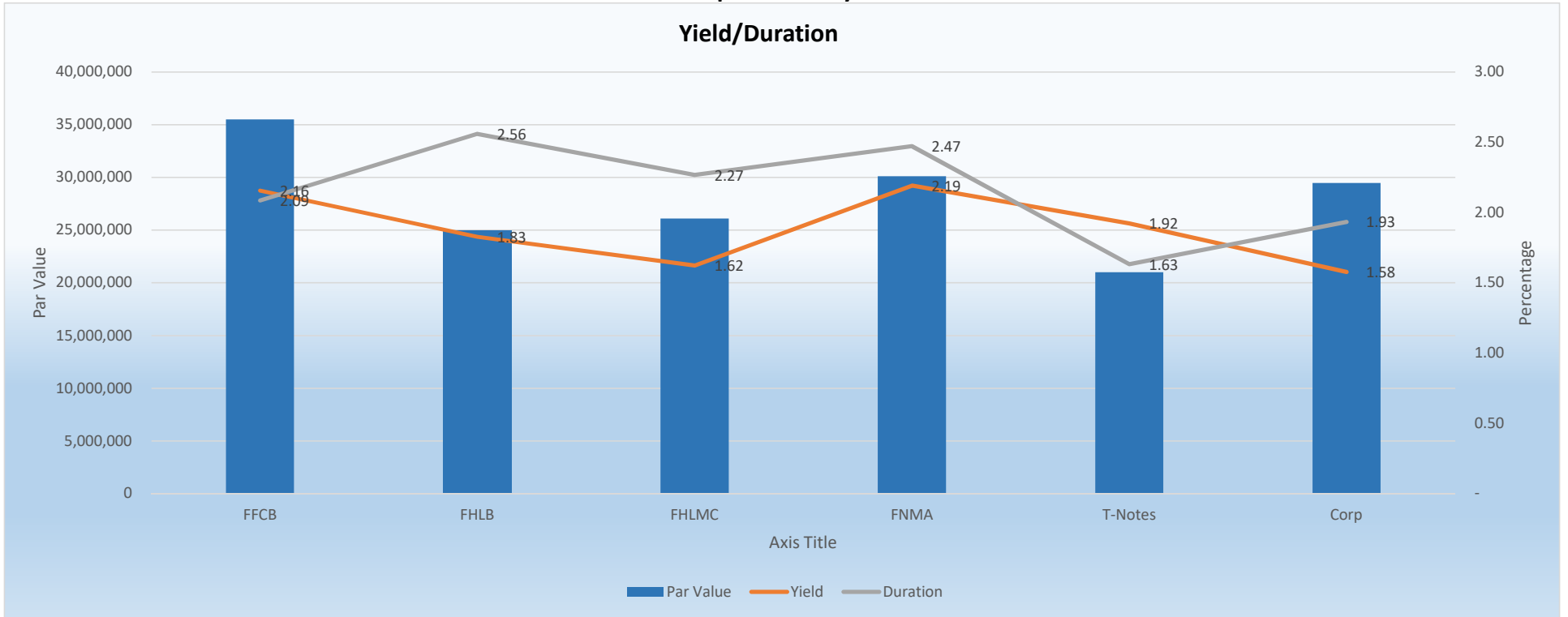


Description	Par Value	Market Value	Unrealized Gain/(Loss)	% Portfolio	Yield	Duration
FHLB	25,000,000	24,748,389	(251,611)	14.96	1.83	2.56
FNMA	30,100,000	29,876,769	(223,231)	18.01	2.19	2.47
FHLMC	26,100,000	25,668,611	(431,389)	15.61	1.62	2.27
FFCB	35,500,000	35,213,559	(286,441)	21.24	2.16	2.09
CORPORATE	29,460,000	29,407,406	(52,594)	17.62	1.58	1.93
T-Note	21,000,000	20,799,467	(200,533)	12.56	1.92	1.63
CD's	1,256,988	1,255,979	0	0.54	1.20	1.01
Liquidity	17,674,855	17,674,855	0	7.56	1.89	0.00
Csafe	47,738,219	47,738,219	0	20.42	1.92	0.00

Arapahoe County July 2018

CUSIP	Description	Purchase Date	Rate/Coupon	Maturity	Par Value/Shares	Historical Cost	Market Value	Unrealized Gain/(Loss)	% Portfolio	Yield	Weighted Average Duration
Farmers Credit Bank											
3133EF5V5	FFCB	5/2/2016	1.350	8/2/2019	5,000,000.00	4,995,650.00	4,974,363.00	(25,637.00)	2.99	1.88	1.91
3133EGBK0	FFCB	5/25/2016	1.300	11/25/2019	5,500,000.00	5,493,125.00	5,416,583.00	(83,417.00)	3.29	1.59	1.84
3133EHEN9	FFCB	4/5/2017	1.670	4/3/2020	5,000,000.00	4,995,750.00	4,941,269.00	(58,731.00)	2.99	1.74	1.67
3133EGPP4	FFCB	8/5/2016	1.360	8/3/2020	5,000,000.00	5,000,249.99	4,898,922.00	(101,078.00)	2.99	1.74	2.38
3133EJUK3	FFCB	7/16/2018	2.637	10/16/2020	5,000,000.00	5,000,000.00	4,988,719.00	(11,281.00)	2.99	2.63	2.02
3133EJMX4	FFCB	5/2/2018	2.680	11/2/2020	5,000,000.00	5,000,000.00	5,011,028.00	11,028.00	2.99	2.78	1.95
3133EJUHO	FFCB	7/16/2018	2.731	7/16/2021	5,000,000.00	4,995,500.00	4,982,675.00	(17,325.00)	2.99	2.73	2.84
Total					35,500,000.00	35,480,274.99	35,213,559.00	(286,441.00)	21.24	2.16	2.09
Federal Home Loan Bank											
3130A57L7	FHLB	5/7/2015	1.050	9/7/2018	5,000,000.00	4,986,950.00	5,015,750.00	15,750.00	2.99	1.26	1.25
313379EE5	FHLB	5/15/2015	1.625	6/14/2019	5,000,000.00	5,042,600.00	4,976,207.00	(23,793.00)	2.99	1.42	1.98
3130ABNQ5	FHLB	6/26/2017	1.625	6/26/2020	5,000,000.00	5,000,000.00	4,911,049.00	(88,951.00)	2.99	1.69	2.95
3130ADG48	FHLB	2/7/2018	2.250	1/29/2021	5,000,000.00	4,986,250.00	4,927,425.00	(72,575.00)	2.99	2.35	2.85
3130ADCP5	FHLB	1/26/2018	2.350	1/25/2022	5,000,000.00	4,987,000.00	4,917,958.00	(82,042.00)	2.99	2.42	3.77
Total					25,000,000.00	25,002,800.00	24,748,389.00	(251,611.00)	14.96	1.83	2.56
Federal Home Loan Mortgage Corporation											
3134G8TN9	FHLMC	3/28/2016	1.150	12/28/2018	5,000,000.00	4,996,250.00	4,985,121.00	(14,879.00)	2.99	1.44	1.30
3137EADM8	FHLMC	5/19/2016	1.250	10/2/2019	5,000,000.00	5,003,766.05	4,946,660.00	(53,340.00)	2.99	1.46	2.29
3137EAEE5	FHLMC	2/15/2017	1.500	1/17/2020	5,000,000.00	4,984,900.00	4,925,667.00	(74,333.00)	2.99	1.49	1.98
3134GBYE6	FHLMC	7/27/2017	1.750	10/27/2020	5,000,000.00	5,000,000.00	4,890,822.00	(109,178.00)	2.99	1.72	1.91
3134GBYJ5	FHLMC	7/17/2017	2.000	7/26/2021	6,100,000.00	6,100,000.00	5,920,341.00	(179,659.00)	3.65	2.00	3.85
Total					26,100,000.00	26,084,916.05	25,668,611.00	(431,389.00)	15.61	1.62	2.27
Federal National Mortgage Association											
3136G3AU9	FNMA	2/26/2016	1.250	5/24/2019	5,000,000.00	5,000,000.00	4,965,382.00	(34,618.00)	2.99	1.78	1.78
3135G0L76	FNMA	7/11/2016	1.075	7/11/2019	5,000,000.00	5,000,000.00	4,939,736.00	(60,264.00)	2.99	1.60	1.84
3136G0T68	FNMA	4/26/2016	1.330	10/24/2019	5,000,000.00	5,022,750.00	4,943,518.00	(56,482.00)	2.99	1.49	2.35
3136G4MT7	FNMA	3/27/2017	1.750	3/27/2020	5,000,000.00	4,992,500.00	4,954,339.00	(45,661.00)	2.99	1.73	1.66
3136G4SV6	FNMA	6/28/2018	3.000	12/28/2021	100,000.00	100,000.00	99,872.00	(128.00)	0.06	3.00	2.91
3136G4SU8	FNMA	7/13/2018	2.996	12/28/2021	5,000,000.00	5,000,000.00	5,005,000.00	5,000.00	2.99	2.99	3.26
3136G4RN5	FNMA	3/29/2018	2.750	12/29/2021	5,000,000.00	5,000,000.00	4,968,922.00	(31,078.00)	2.99	2.75	3.50
Total					30,100,000.00	30,115,250.00	29,876,769.00	(223,231.00)	18.01	2.19	2.47
Treasury Notes											
912828RP7	T-NOTE	4/14/2015	1.750	10/31/2018	5,000,000.00	5,119,921.88	5,018,175.00	18,175.00	2.99	1.29	1.39
912828D80	T-NOTE	3/13/2015	1.625	8/31/2019	5,000,000.00	5,025,390.63	4,987,480.00	(12,520.00)	2.99	1.37	2.20
912828M98	T-NOTE	5/2/2018	1.625	11/30/2020	5,000,000.00	4,882,734.38	4,889,692.00	(110,308.00)	2.99	2.57	1.97
912828WR7	T-NOTE	3/12/2018	2.125	6/30/2021	6,000,000.00	5,935,687.50	5,904,120.00	(95,880.00)	3.59	2.46	0.97
Total					21,000,000.00	20,963,734.39	20,799,467.00	(200,533.00)	12.56	1.92	1.63
Corporate Bonds											
89236TCU7	TOYOTA	5/17/2016	1.700	2/19/2019	5,000,000.00	5,061,550.00	5,012,900.00	12,900.00	2.99	1.54	1.69
94988J5D5	WELLS FARGO	6/9/2016	1.750	5/24/2019	5,000,000.00	5,031,249.99	4,979,985.00	(20,015.00)	2.99	1.63	1.94
037833BQ2	APPLE	2/26/2016	1.700	2/22/2019	5,000,000.00	5,054,600.00	5,019,956.00	19,956.00	2.99	1.45	1.69
037833AQ3	APPLE	5/13/2016	2.100	5/6/2019	5,000,000.00	5,134,200.00	5,013,792.00	13,792.00	2.99	1.50	1.89
48125LRG9	JP MORGAN	10/28/2016	1.650	9/23/2019	4,460,000.00	4,468,429.40	4,425,242.00	(34,758.00)	2.67	1.83	2.24
594918BN3	MICROSOFT	8/9/2016	1.100	8/8/2019	5,000,000.00	5,004,399.99	4,955,531.00	(44,469.00)	2.99	1.51	2.15
Total					29,460,000	29,754,429	29,407,406	(52,594)	17.62	1.58	1.93
Portfolio Total					167,160,000	167,401,405	165,714,201	(1,445,799)	100	1.88	2.16

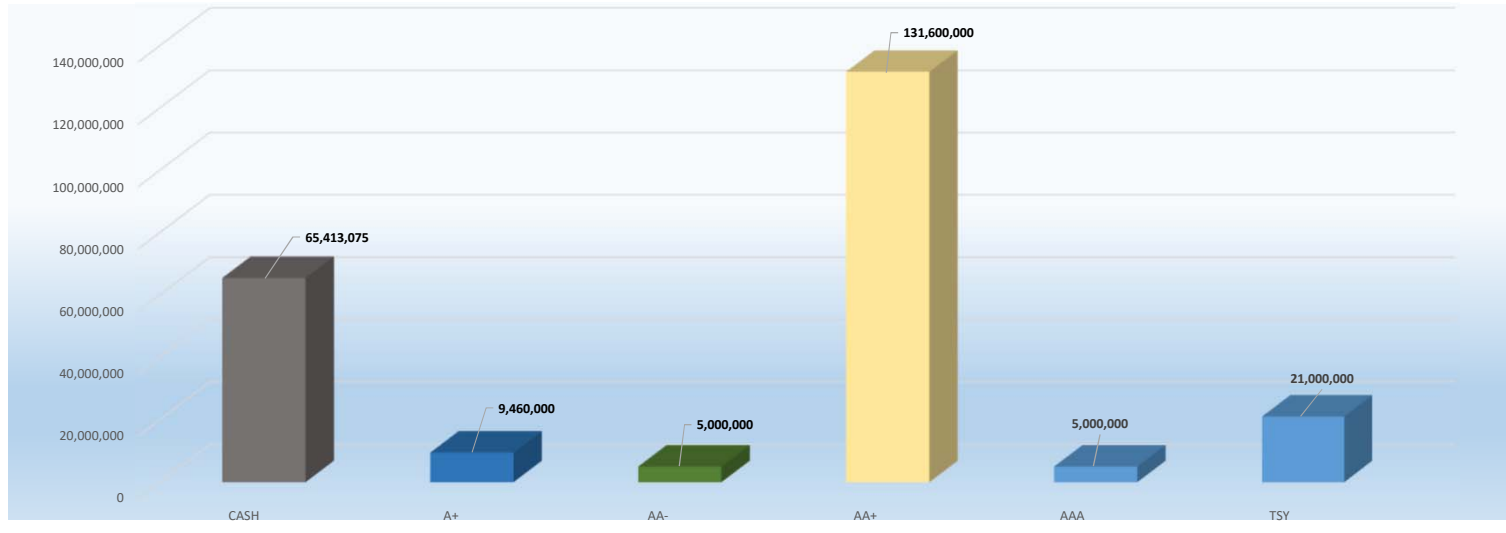
**July 2018
Arapaho County
Yield/Duration**



	Par Value	Yield	Duration
FFCB	35,500,000	2.16	2.09
FHLB	25,000,000	1.83	2.56
FHLMC	26,100,000	1.62	2.27
FNMA	30,100,000	2.19	2.47
T-Notes	21,000,000	1.92	1.63
Corp	29,460,000	1.58	1.93

July 2018
Arapahoe County

Credit Ratings

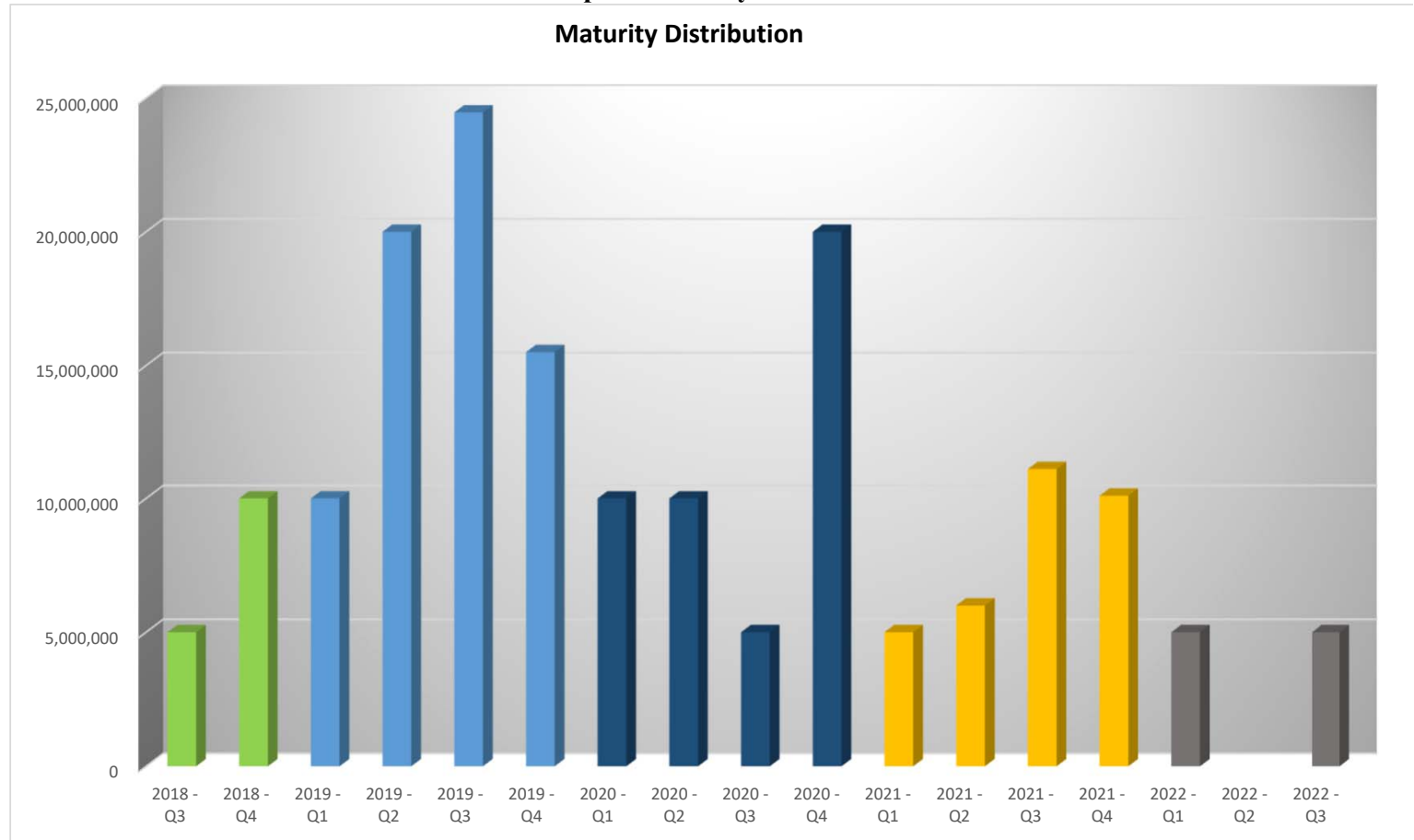


Security Description	Rating	Par	Maturity	Coupon	Yield
C-Safe	CASH	47,738,219			
Liquidity	CASH	17,674,855			
FEDERAL HOME LOAN BANKS	AA+	5,000,000	09/07/2018	1.050	2.093
UNITED STATES TREAS NTS	TSY	5,000,000	10/31/2018	1.750	2.039
FEDERAL HOME LN MTG CORP	AA+	5,000,000	12/28/2018	1.150	2.143
TOYOTA MOTOR CREDIT CORP	AA-	5,000,000	02/19/2019	1.700	2.634
APPLE INC	AA+	5,000,000	02/22/2019	1.700	2.328
APPLE INC	AA+	5,000,000	05/06/2019	2.100	2.390
WELLS FARGO BANK NATL ASSN	A+	5,000,000	05/24/2019	1.750	2.656
FEDERAL NATL MTG ASSN	AA+	5,000,000	05/24/2019	1.250	2.403
FEDERAL HOME LOAN BANKS	AA+	5,000,000	06/14/2019	1.625	2.428
FEDERAL NATL MTG ASSN	AA+	5,000,000	07/11/2019	1.075	2.438
FEDERAL FARM CR BKS	AA+	5,000,000	08/02/2019	1.350	2.553
MICROSOFT CORP	AAA	5,000,000	08/08/2019	1.100	2.517
UNITED STATES TREAS NTS	TSY	5,000,000	08/31/2019	1.625	2.495
JP MORGAN CHASE BANK	A+	4,460,000	09/23/2019	1.650	2.871
FEDERAL HOME LN MTG CORP	AA+	5,000,000	10/02/2019	1.250	2.542
FEDERAL NATL MTG ASSN	AA+	5,000,000	10/24/2019	1.330	2.565
FEDERAL FARM CR BKS	AA+	5,500,000	11/25/2019	1.300	2.665
FEDERAL HOME LN MTG CORP	AA+	5,000,000	01/17/2020	1.500	2.584
FEDERAL NATL MTG ASSN	AA+	5,000,000	03/27/2020	1.750	2.692
FEDERAL FARM CR BKS	AA+	5,000,000	04/03/2020	1.670	2.730
FEDERAL HOME LOAN BANKS	AA+	5,000,000	06/26/2020	1.625	2.675
FEDERAL FARM CR BKS	AA+	5,000,000	08/03/2020	1.360	2.750
FEDERAL FARM CR BKS	AA+	5,000,000	10/16/2020	2.625	2.783
FEDERAL HOME LN MTG CORP	AA+	5,000,000	10/27/2020	1.750	2.772
FEDERAL FARM CR BKS	AA+	5,000,000	11/02/2020	2.680	2.883
UNITED STATES TREAS NTS	TSY	5,000,000	11/30/2020	1.625	2.727
FEDERAL HOME LOAN BANKS	AA+	5,000,000	01/29/2021	2.250	2.862
UNITED STATES TREAS NTS	TSY	6,000,000	06/30/2021	2.125	2.763
FEDERAL FARM CR BKS	AA+	5,000,000	07/16/2021	2.700	2.862
FEDERAL HOME LN MTG CORP	AA+	6,100,000	07/26/2021	2.000	3.049
FEDERAL NATL MTG ASSN	AA+	5,000,000	12/28/2021	3.000	3.053
FEDERAL NATL MTG ASSN	AGY	100,000	12/28/2021	3.000	3.125
FEDERAL NATL MTG ASSN	AA+	5,000,000	12/29/2021	2.750	3.019
FEDERAL HOME LOAN BANKS	AA+	5,000,000	01/25/2022	2.350	2.860

**July 2018
Arapahoe County**

Maturity Distribution

Quarter	Amount	# of Securities
2018 - Q3	5,000,000	1
2018 - Q4	10,000,000	2
2019 - Q1	10,000,000	2
2019 - Q2	20,000,000	4
2019 - Q3	24,460,000	5
2019 - Q4	15,500,000	3
2020 - Q1	10,000,000	2
2020 - Q2	10,000,000	2
2020 - Q3	5,000,000	1
2020 - Q4	20,000,000	4
2021 - Q1	5,000,000	1
2021 - Q2	6,000,000	1
2021 - Q3	11,100,000	2
2021 - Q4	10,100,000	3
2022 - Q1	5,000,000	1
2022 - Q2		
2022 - Q3	5,000,000	1



**July 2018
Arapahoe County
Historical/Market Value**



	Par Value	Market
FFCB	35,500,000	35,213,559
FHLB	25,000,000	24,748,389
FHLMC	26,100,000	25,668,611
FNMA	30,100,000	29,876,769
T-Note	21,000,000	20,799,467